OWJ RESAN

ELEVATOR & ESCALATOR


OWJRESAN
ELEVATOR & ESCALATOR CO.





www.owjresan.com

OWJRESAN
ELEVATOR & ESCALATOR CO.

Owjresan Elevator and Escalator Company, located in Tabriz, commenced its operations in the city of Tabriz in Azar month of the year 1382 *(December* 2003 *). With the expansion of its business activities, the company obtained the design and assembly license from the Ministry of Industries and Mines on* 1386/7/22 *(October* 2007*). Owj resan Tabriz is an official member of the Syndicate of Elevator and Escalator Industries of Iran and takes pride in its contributions to prestigious projects nationwide, including commercial and recreational centers, educational and scientific institutions, as well as medical facilities and hospitals. It achieves this by relying on the expertise and capabilities of its experienced and skilled personnel.*

Owjresan Tabriz offers a range of services, including consultancy, design, production, installation, maintenance, and support for elevator and escalator systems, making it a trusted partner for valued customers. The company's products are distinguished by their unique beauty, excellent quality, and high safety standards, reflecting the capabilities and expertise of Owjresan's professionals.

The services provided by this company encompass:

- Consultation and design of elevators and escalators.
- Installation and commissioning of elevators and escalators.
- Repair and maintenance of elevators and escalators.
- Production of machines, cabins, sheaves, and other elevator components.



ELEVATOR & ESCALATOR FACTORY owjresan





What stands out the most in this industry and is required is the better and superior quality of elevators and escalators provided. We are grateful to the Almighty for providing the opportunity to serve our dear compatriots in the field of providing consultation, production, and installation of high-quality elevators and escalators. Our top priority is to achieve the utmost satisfaction of our valued customers, and the continuous improvement of product quality and services remains the primary goal of this company.

Mohammad Nedaei

Founder and CEO



The largest complex of elevators and escalators in the northwest of IRAN

Leading in the design and installation of elevators and escalators in Iran



OUR **SERVICES**





OWJRESAN
ELEVATOR & ESCALATOR CO.

- CONSULTATION
- PRODUCTION
- SALE
- IMPORTS & EXPORTS
- INSTALLATION
- SERVICE & MAINTENANCE


history
ELEVATOR
CP-02



OWJ
RESAN
ELEVATOR & ESCALATOR

The largest complex
of elevators and escalators
in the northwest of IRAN



COUNSELING

Consulting on elevators *in relation to purchasing, designing, and installing elevators is essential. Nowadays, elevators are considered one of the expensive components of a building, which is why it's necessary for property owners to seek elevator consultation with their contracted company before investing in one. An elevator is a long-term investment and a vital part of your building. Purchasing consultation for elevators can help identify areas where costs related to elevators can be minimized during the purchase. Choosing the right capacity can improve the efficiency of your elevator. Be sure to consider this during elevator consultation.*

You should consider the weight that the elevator is expected to bear.

If your building is densely populated, you will need a large elevator with an appropriate speed. The elevator's speed is important and should match its dimensions and capacity. Pay attention to this during elevator consultation.

An elevator consulting company is obligated to recommend the best option to you after assessing the environment. As an expensive building tool, an elevator should have an appropriate aesthetic design. This not only positively impacts the appearance of your building but also affects its price. Ensure the quality and standards of its components are high. Since elevators are directly related to the safety and health of individuals, do not use low-quality components.



Consider the elevator's lifespan before purchasing and during elevator consultation

Since the cost of a typical renovation often falls within the range of 50% to 80% *of the cost of a new elevator, choosing an elevator with a longer lifespan can be the best decision for you. Therefore, consider installing an elevator in your building that is sufficient for your needs. If you feel that your building might experience significant traffic both inside and outside of each floor, it may require the installation of an additional elevator. Adding an extra elevator ensures that in case one of them malfunctions, you will still have at least one elevator available to continue serving the floors. Elevator consultation and design will be the best option for you before committing to any expenses.*

Consultation and expertise in selecting the types of elevators and escalators suitable for the building's usage

*Considering traffic calculations, dimensional constraints, and economic considerations for ongoing projects, are what Owj Resan Tabriz Company's consultants aim to provide. They strive to recommend the most suitable elevator or escalator (optimized in terms of quantity, capacity, speed, and type) that complies with both traffic and dimensional constraints, offering necessary explanations in this regard. After traffic analysis and examining dimensional constraints based on initial information gathered through site visits or dimensional drawings and consultation with the client, elevator design is carried out in accordance with the safety regulations for electric elevators and European standards. Various types of escalators, moving walkways, and industrial lifts are always compliant with the recognized and current world standards EN*81 *and EN*1150 *With their managerial and executive experience in most large national projects, along with the procurement of the finest components and top-notch services, Owj Resan Tabriz Company stands out as a leading and distinguished organization, fully prepared for the implementation of advanced elevators and escalators.*



PRODUCTION

Owj Resan Tabriz Company, equipped with a team of specialized technical experts and creative technicians, strives to consistently serve as a reliable consultant and executor alongside its customers. With meticulous attention to detail and high quality, the company is committed to fulfilling their requirements. Owj Resan Tabriz's products are produced and supplied with a combination of the latest elevator industry technologies from around the world and the country, under unique brand names, as follows:

- ***Production of Gearless Elevator Machines under the MotoMax brand,***
- ***Production of Elevator Slings under the Arya brand,***
- ***Production of Safety Brakes (Parachutes) for Elevators under the Faraz Sahand brand***
- ***Production of Elevator Control Panels under the Owj Resan brand,***
- ***Production of Elevator car along with their components and accessories under the Owj Resan brand***



ARAY
TOUCH COMPANY

فراز سهند
سهند فراز ایمن صنعت

MOTOMAX
ELEVATOR MOTOR MANUFACTURER

اوج رسان
OWJRESAN
ELEVATOR & ESCALATOR CO.

OWJRESAN

LEADING IN THE DESIGN AND INSTALLATION OF ELEVATORS AND ESCALATORS IN IRAN

MOTOMAX

/// ELEVATOR MACHINE MANUFACTURER



Gearless (Without Gearbox) **Elevator Machine**

Owj Resan Tabriz Company, leveraging two decades of experience in the elevator industry and incorporating the latest global expertise, successfully entered the production of gearless elevator machines, branded as Motomax, in the year 2021-2022. The Motomax brand excels in providing unparalleled services, support, training, and the dissemination of cutting-edge elevator technologies. Motomax offers a range of eight machine types, ensuring compatibility with various elevator designs and types. Gearless machines, characterized by their absence of gears, facilitate speed adjustments within the machine's internal structure. These machines operate on a permanent magnet synchronous principle. Within these machines, the shaft directly interfaces with the machines's rotor, which, in turn, is connected to the pulley. The rotational motion of the rotor initiates the movement of the pulley, subsequently propelling the elevator car either upward or downward along the hoist rope. Consequently, gearless machines not only conserve energy but also allow for swift speed modifications.

Advantages of Gearless Machines :

1 - **Extended Lifespan:** *Gearless machines boast a prolonged natural lifespan compared to various gearbox types because, aside from bearing sets on the rotor shaft, they lack mechanical rotating and frictional structures.*

2 - **Enhanced Energy Efficiency:** *These machine types eliminate the need for speed-changing mechanisms, resulting in energy savings and reduced operational costs.*

3 - **Simplified Installation:** *Gearless machines are both compact and lightweight, facilitating their transportation and on-site installation.*

4 - **Seamless Operation:** *Gearless elevators operate with remarkable precision and performance, free from noise or vibrations, thanks to the absence of force transmission structures.*

5 - **Lubrication-Free Safety:** *Gearless machines do not rely on extensive oil lubrication since they lack force transmission structures, minimizing the need for oil in the bearings. These advantages position gearless machines as a superior choice for elevator systems, offering extended lifespan, heightened energy efficiency, straightforward installation, smooth operation, and safety without the requirement for frequent oil maintenance.*

6 - **Ease of Use:** *The gearless machine's absence of liquid lubrication and leak-free design make it not only free from contamination but also capable of installation in any orientation, providing added convenience and versatility.*

MOTOMAX
/// ELEVATOR MACHINE MANUFACTURER



MOTOMAX.300

TECHNICAL INFO

LOAD (kg)	/	300 KG	POWER	/	3/7 Kw
CAPACITY (person)	/	4	SPEED	/	2 m/s
INPUT VOLTAGE	/	Three-phase electric power	ROPING	/	2 to 1
START PER HOUR	/	240	STATIC LOAD	/	2800 kg
MACHINE DIMENSION	/	552 x 370 x 421 mm	MACHINE WEIGHT	/	200 kg

TECHNICAL DATA

MACHINE

TECHNICAL DRAWING

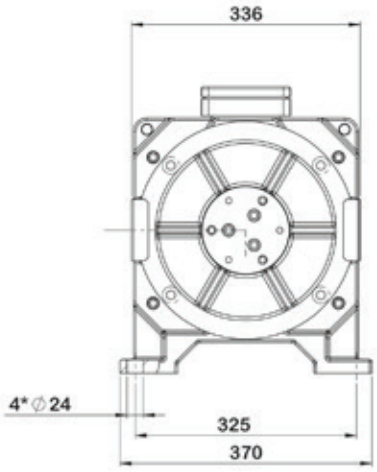

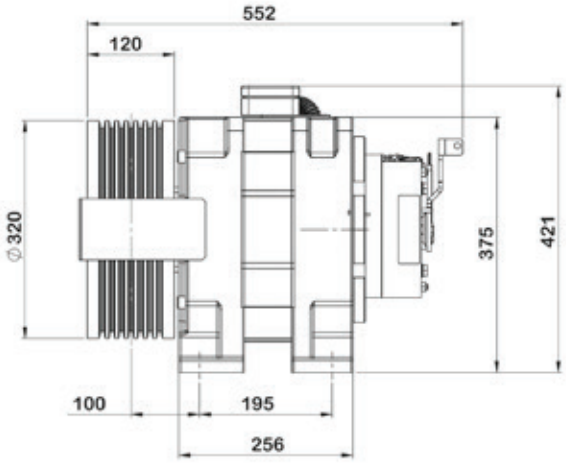

TECHNICAL DATA

Type of Machine		MOTOMAX.300			MOTOMAX.300			MOTOMAX.300		
Machine model name		300-1-240	300-1.6-240	300-2-240	300-1-320	300-1.6-320	300-2-320	300-1-400	300-1.6-400	300-2-400
Suspension		2:1			2:1			2:1		
Rated Load	Q[kg]	300			300			300		
Rated Speed max.	V[m/s]	1	1.6	2	1	1.6	2	1	1.6	2
machine rotational speed	[rpm]	159	254	318	119	191	238	95	152	190
Frequency	[HZ]	21	33	42	15	25	31	12	20	25
Diameter of Traction sheave	DT[mm]	240			320			400		
Ropes		6 x 6ϕ	6 x 6ϕ	6 x 6ϕ	4 x 8ϕ	4 x 8ϕ	4 x 8ϕ	4 x 10ϕ	4 x 10ϕ	4 x 10ϕ
Type of Grooves		U-Undercut, Hardened			U-Undercut, Hardened			U-Undercut, Hardened		
Rated Power	[KW]	1.8	2.9	3.7	1.8	2.9	3.7	1.8	2.9	3.7
Rate Of Torque	[Nm]	110			147			184		
Machine Weight	[Kg]	165	165	165	180	180	180	200	200	200
number of Switching operation	Per Hour	240			240			240		
Duty Cycle	%	40%			40%			40%		
Voltage	[v]	360			360			360		
Rated Current	[A]	4.4	7	8.7	4.4	7	8.7	4.4	7	8.7
static Load	[Kg]	2800			2800			2800		
Protection Class		IP21			IP21			IP21		
isolation Class		F			F			F		
Brake Voltage	[v]	200			200			200		
power factor		0.93			0.93			0.93		

MOTOMAX
/// ELEVATOR MACHINE MANUFACTURER



[MOTOMAX.450]

TECHNICAL INFO

LOAD (kg)	/	450 KG	POWER	/	5/5 Kw
CAPACITY (person)	/	6	SPEED	/	2 m/s
INPUT VOLTAGE	/	Three-phase electric power	ROPING	/	2 to 1
START PER HOUR	/	240	STATIC LOAD	/	2800 kg
MACHINE DIMENSION	/	582 x 370 x 421 mm	MACHINE WEIGHT	/	235 kg

TECHNICAL DATA
MACHINE

TECHNICAL DRAWING

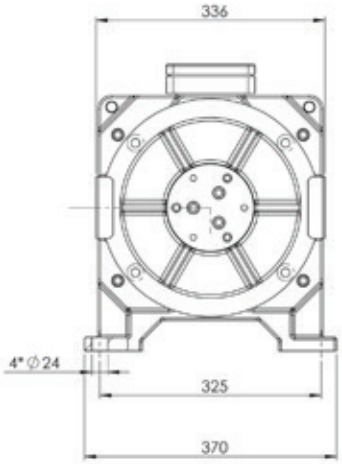

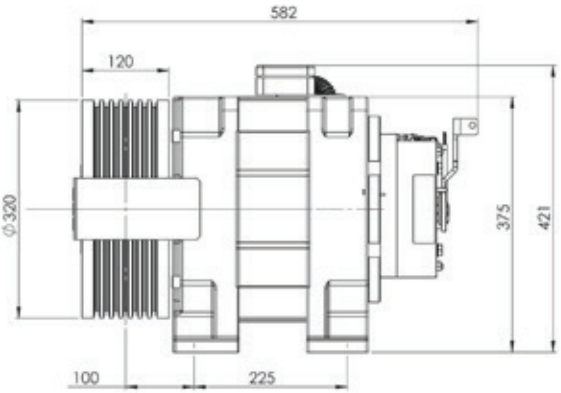

TECHNICAL DATA

Type of Machine		MOTOMAX.450			MOTOMAX.450			MOTOMAX.450		
Machine model name		450-1-240	450-1.6-240	450-2-240	450-1-320	450-1.6-320	450-2-320	450-1-400	450-1.6-400	450-2-400
Suspension		2:1			2:1			2:1		
Rated Load	Q[kg]	450			450			450		
Rated Speed max.	V[m/s]	1	1.6	2	1	1.6	2	1	1.6	2
machine rotational speed	[rpm]	159	254	318	119	190	238	95	152	190
Frequency	[HZ]	21	33	42	15	25	31	12	20	25
Diameter of Traction sheave	DT[mm]	240			320			400		
Ropes		7×ϕ6	7×ϕ6	7×ϕ6	4×ϕ8	4×ϕ8	4×ϕ8	3 x ϕ10	3 x ϕ10	3 x ϕ10
Type of Grooves		U-Undercut, Hardened			U-Undercut, Hardened			U-Undercut, Hardened		
Rated Power	[KW]	2.8	4.4	5.5	2.8	4.4	5.5	2.8	4.4	5.5
Rate Of Torque	[Nm]	165			220			275		
Machine Weight	[Kg]	205	205	205	220	220	220	235	235	235
number of Switching operation	Per Hour	240			240			240		
Duty Cycle	%	40%			40%			40%		
Voltage	[v]	360			360			360		
Rated Current	[A]	6.5	10.5	13	6.5	10.5	13	6.5	10.5	13
static Load	[Kg]	2800			2800			2800		
Protection Class		IP21			IP21			IP21		
isolation Class		F			F			F		
Brake Voltage	[v]	200			200			200		
power factor		0.93			0.93			0.93		

MOTOMAX
/// ELEVATOR MACHINE MANUFACTURER



MOTOMAX.630

TECHNICAL INFO

LOAD (kg)	/	630 KG	POWER	/	7/7 Kw
CAPACITY (person)	/	8	SPEED	/	2 m/s
INPUT VOLTAGE	/	Three-phase electric power	ROPING	/	2 to 1
START PER HOUR	/	240	STATIC LOAD	/	3800 kg
MACHINE DIMENSION	/	601 x 370 x 418 mm	MACHINE WEIGHT	/	250 kg

TECHNICAL DATA
MACHINE

TECHNICAL DRAWING

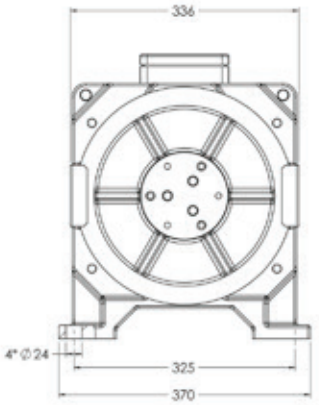

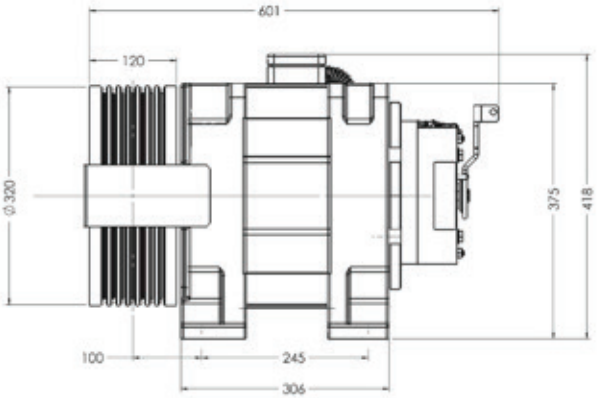

TECHNICAL DATA

Type of Machine		MOTOMAX.630			MOTOMAX.630			MOTOMAX.630		
Machine model name		630-1-240	630-1.6-240	630-2-240	630-1-320	630-1.6-320	630-2-320	630-1-400	630-1.6-400	630-2-400
Suspension		2:1			2:1			2:1		
Rated Load	Q[kg]	630			630			630		
Rated Speed max.	V[m/s]	1	1.6	2	1	1.6	2	1	1.6	2
machine rotational speed	[rpm]	159	254	318	119	190	238	95	152	190
Frequency	[HZ]	21	33	42	15	25	31	12	20	25
Diameter of Traction sheave	DT[mm]	240			320			400		
Ropes		7 x ϕ6	7 x ϕ6	8 x ϕ6	4 x ϕ8	4 x ϕ8	6 x ϕ8	3 x ϕ10	3 x ϕ10	3 x ϕ10
Type of Grooves		U-Undercut, Hardened			U-Undercut, Hardened			U-Undercut, Hardened		
Rated Power	[KW]	3.9	6.2	7.7	3.9	6.2	7.7	3.9	6.2	7.7
Rate Of Torque	[Nm]	231			308			386		
Machine Weight	[Kg]	220	220	220	235	235	235	250	250	250
number of Switching operation	Per Hour	240			240			240		
Duty Cycle	%	40%			40%			40%		
Voltage	[v]	360			360			360		
Rated Current	[A]	9.2	14.7	18.3	9.2	14.7	18.3	9.2	14.7	18.3
static Load	[Kg]	3800			3800			3800		
Protection Class		IP21			IP21			IP21		
isolation Class		F			F			F		
Brake Voltage	[v]	200			200			200		
power factor		0.93			0.93			0.93		

MOTOMAX
/// ELEVATOR MACHINE MANUFACTURER



MOTOMAX.800

TECHNICAL INFO

LOAD (kg)	/	800 KG	POWER	/	12/2 Kw
CAPACITY (person)	/	10	SPEED	/	2 m/s
INPUT VOLTAGE	/	Three-phase electric power	ROPING	/	2 to 1
START PER HOUR	/	240	STATIC LOAD	/	3800 kg
MACHINE DIMENSION	/	625 x 370 x 418 mm	MACHINE WEIGHT	/	260 kg

TECHNICAL DATA

MACHINE

TECHNICAL DRAWING

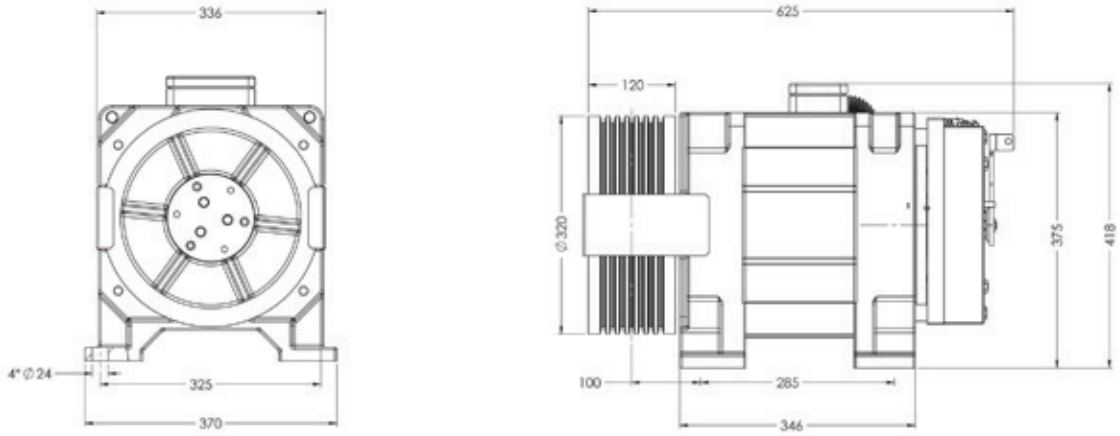

TECHNICAL DATA

Type of Machine		MOTOMAX.800				MOTOMAX.800				MOTOMAX.800			
Machine model name		800-1-240	800-1.6-240	800-2-240	800-2-240	800-1-320	800-1.6-320	800-2-320	800-2-320	800-1-400	800-1.6-400	800-2-400	800-2-400
Suspension		2:1				2:1				2:1			
Rated Load	Q[kg]	800				800				800			
Rated Speed max.	V[m/s]	1	1.6	2	2.5	1	1.6	2	2.5	1	1.6	2	2.5
machine rotational speed	[rpm]	159	254	318	398	119	190	238	298	95	152	190	238
Frequency	[HZ]	21	33	42	53	15	25	31	39.7	12	20	25	31.8
Diameter of Traction sheave	DT[mm]	240				320				400			
Ropes		6 x ϕ6	7 x ϕ6	8 x ϕ6	9 x ϕ6	6 x ϕ8	6 x ϕ8	7x ϕ8	8 x ϕ8	5 xϕ10	5 xϕ10	5 xϕ10	5 xϕ10
Type of Grooves		U-Undercut, Hardened				U-Undercut, Hardened				U-Undercut, Hardened			
Rated Power	[KW]	4.9	7.8	9.8	12.2	4.9	7.8	9.8	12.2	4.9	7.8	9.8	12.2
Rate Of Torque	[Nm]	2				392				490			
Machine Weight	[Kg]	230	230	230	230	245	245	245	245	260	260	260	260
number of Switching operation	Per Hour	240				240				240			
Duty Cycle	%	40%				40%				40%			
Voltage	[v]	360				360				360			
Rated Current	[A]	11.6	18.6	23.3	29.1	11.6	18.6	23.3	29.1	11.6	18.6	23.3	29.1
static Load	[Kg]	3800				3800				3800			
Protection Class		IP21				IP21				IP21			
isolation Class		F				F				F			
Brake Voltage	[v]	200				200				200			
power factor		0.93				0.93				0.93			

MOTOMAX
/// ELEVATOR MACHINE MANUFACTURER



[MOTOMAX.1000]

TECHNICAL INFO

LOAD (kg)	/	1000 KG	POWER	/	15/3 Kw
CAPACITY (person)	/	10	SPEED	/	2/5 m/s
INPUT VOLTAGE	/	Three-phase electric power	ROPING	/	2 to 1
START PER HOUR	/	240	STATIC LOAD	/	4000 kg
MACHINE DIMENSION	/	667 x 370 x 418 mm	MACHINE WEIGHT	/	280 kg

TECHNICAL DATA

MACHINE

TECHNICAL DRAWING

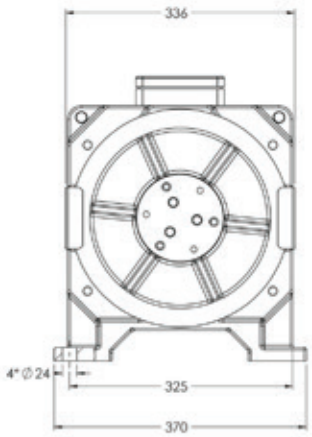

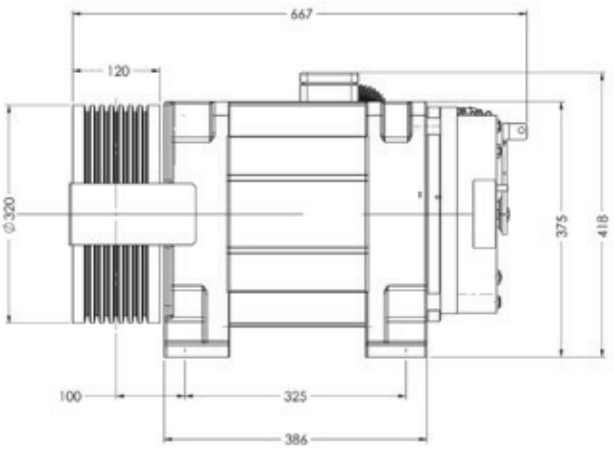

TECHNICAL DATA

Type of Machine		MOTOMAX.1000				MOTOMAX.1000				MOTOMAX.1000			
Machine model name		1000-1-240	1000-1.6-240	1000-2-240	1000-2-240	1000-1-320	1000-1.6-320	1000-2-320	1000-2-320	1000-1-400	1000-1.6-400	1000-2-400	1000-2-400
Suspension		2:1				2:1				2:1			
Rated Load	Q[kg]	1000				1000				1000			
Rated Speed max.	V[m/s]	1	1.6	2	2.5	1	1.6	2	2.5	1	1.6	2	2.5
machine rotational speed	[rpm]	159	254	318	398	119	190	238	298	95	152	190	238
Frequency	[HZ]	21	33	42	53	15	25	31	39.7	12	20	25	31.8
Diameter of Traction sheave	DT[mm]	240				320				400			
Ropes		8 x ϕ6	10 x ϕ6	11 x ϕ6	12 x ϕ6	8 x ϕ8	10 x ϕ8	11 x ϕ8	12 x ϕ8	5 x ϕ10	4 x ϕ10	5 x ϕ10	5 x ϕ10
Type of Grooves		U-Undercut, Hardened				U-Undercut, Hardened				U-Undercut, Hardened			
Rated Power	[KW]	6.1	9.8	12.2	15.3	6.1	9.8	12.2	15.3	6.1	9.8	12.2	15.3
Rate Of Torque	[Nm]	367				490				612			
Machine Weight	[Kg]	250	250	250	250	265	265	265	265	280	280	280	280
number of Switching operation	Per Hour	240				240				240			
Duty Cycle	%	40%				40%				40%			
Voltage	[v]	360				360				360			
Rated Current	[A]	14.5	23.3	29.1	36.4	14.5	23.3	29.1	36.4	14.5	23.3	29.1	36.4
static Load	[Kg]	4000				4000				4000			
Protection Class		IP21				IP21				IP21			
isolation Class		F				F				F			
Brake Voltage	[v]	200				200				200			
power factor		0.93				0.93				0.93			

MOTOMAX
/// ELEVATOR MACHINE MANUFACTURER



[MOTOMAX.1250]

TECHNICAL INFO

LOAD (kg)	/	12500 KG	POWER	/	15/3 Kw
CAPACITY (person)	/	16	SPEED	/	2 m/s
INPUT VOLTAGE	/	Three-phase electric power	ROPING	/	2 to 1
START PER HOUR	/	240	STATIC LOAD	/	6000 kg
MACHINE DIMENSION	/	739 x 370 x 418 mm	MACHINE WEIGHT	/	300 kg

TECHNICAL DATA

MACHINE

TECHNICAL DRAWING

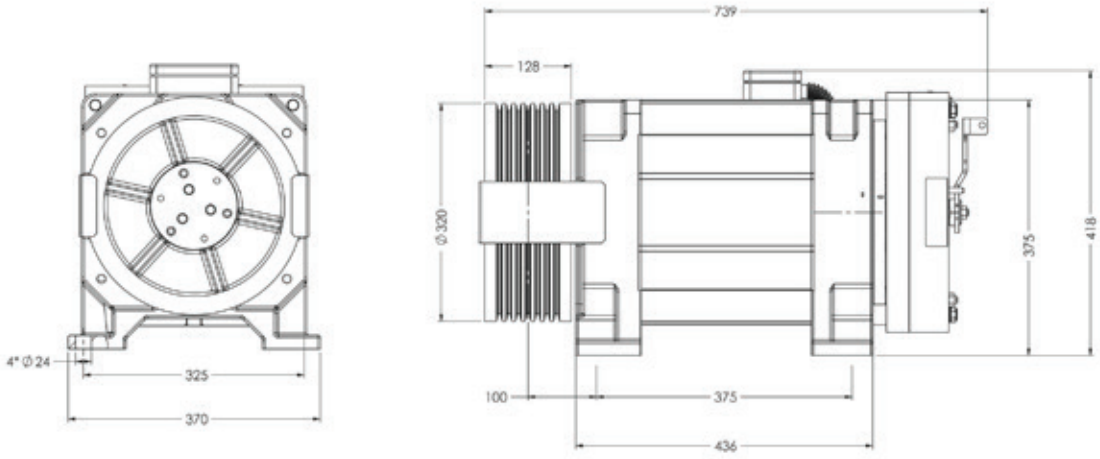

TECHNICAL DATA

Type of Machine		MOTOMAX.1250			MOTOMAX.1250			MOTOMAX.1250		
Machine model name		1250-1-240	1250-1.6-240	1250-2-240	1250-1-320	1250-1.6-320	1250-2-320	1250-1-400	1250-1.6-400	1250-2-400
Suspension		2:1			2:1			2:1		
Rated Load	Q[kg]	1250			1250			1250		
Rated Speed max.	V[m/s]	1	1.6	2	1	1.6	2	1	1.6	2
machine rotational speed	[rpm]	159	254	318	119	190	238	95	152	190
Frequency	[HZ]	21	33	42	15	25	31	12	20	25
Diameter of Traction sheave	DT[mm]	240			320			400		
Ropes		6 x ϕ6	6 x ϕ6	8 x ϕ6	10 x ϕ8	10 x ϕ8	10 x ϕ8	6 x ϕ10	6 x ϕ10	6 x ϕ10
Type of Grooves		U-Undercut, Hardened			U-Undercut, Hardened			U-Undercut, Hardened		
Rated Power	[KW]	7.7	12.2	15.3	7.7	12.2	15.3	7.7	12.2	15.3
Rate Of Torque	[Nm]	460			612			765		
Machine Weight	[Kg]	270	270	270	285	285	285	300	300	300
number of Switching operation	Per Hour	240			240			240		
Duty Cycle	%	40%			40%			40%		
Voltage	[v]	360			360			360		
Rated Current	[A]	18.2	29.1	36.4	18.2	29.1	36.4	18.2	29.1	36.4
static Load	[Kg]	6000			6000			6000		
Protection Class		IP21			IP21			IP21		
isolation Class		F			F			F		
Brake Voltage	[v]	200			200			200		
power factor		0.93			0.93			0.93		

MOTOMAX
/// ELEVATOR MACHINE MANUFACTURER



[MOTOMAX.1600]

TECHNICAL INFO

LOAD (kg)	/	1600 KG	POWER	/	19/6 Kw
CAPACITY (person)	/	4	SPEED	/	2 m/s
INPUT VOLTAGE	/	Three-phase electric power	ROPING	/	2 to 1
START PER HOUR	/	240	STATIC LOAD	/	6000 kg
MACHINE DIMENSION	/	809 x 370 x 418 mm	MACHINE WEIGHT	/	330 kg

TECHNICAL DATA

MACHINE

TECHNICAL DRAWING

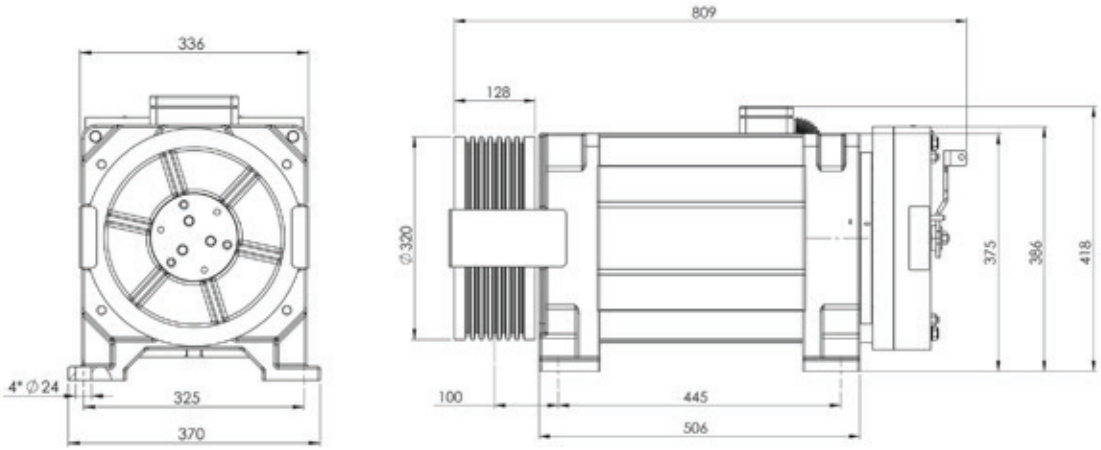

TECHNICAL DATA

Type of Machine		MOTOMAX.1600			MOTOMAX.1600		
Machine model name		1600-1-320	1600-1.6-320	1600-2-320	1600-1-400	1600-1.6-400	1600-2-400
Suspension		2:1			2:1		
Rated Load	Q[kg]	1600			1600		
Rated Speed max.	V[m/s]	1	1.6	2	1	1.6	2
machine rotational speed	[rpm]	119	190	238	95	152	190
Frequency	[HZ]	15	25	31	12	20	25
Diameter of Traction sheave	DT[mm]	320			400		
Ropes		10 x ϕ8	10 x ϕ8	10 x ϕ8	7 x ϕ10	7 x ϕ10	8 x ϕ10
Type of Grooves		U-Undercut, Hardened			U-Undercut, Hardened		
Rated Power	[KW]	9.8	15.7	19.6	9.8	15.7	19.6
Rate Of Torque	[Nm]	784			980		
Machine Weight	[Kg]	315	315	315	330	330	330
number of Switching operation	Per Hour	180			180		
Duty Cycle	%	40%			40%		
Voltage	[v]	360			360		
Rated Current	[A]	23.3	37.2	46.5	23.3	37.2	46.5
static Load	[Kg]	6000			6000		
Protection Class		IP21			IP21		
isolation Class		F			F		
Brake Voltage	[v]	200			200		
power factor		0.93			0.93		

MOTOMAX
/// ELEVATOR MACHINE MANUFACTURER



[MOTOMAX.2000]

TECHNICAL INFO

LOAD (kg)	/	2000 KG	POWER	/	24/5 Kw
CAPACITY (person)	/	26	SPEED	/	2 m/s
INPUT VOLTAGE	/	Three-phase electric power	ROPING	/	2 to 1
START PER HOUR	/	240	STATIC LOAD	/	6000 kg
MACHINE DIMENSION	/	889 x 370 x 418 mm	MACHINE WEIGHT	/	370 kg

TECHNICAL DATA

MACHINE

TECHNICAL DRAWING

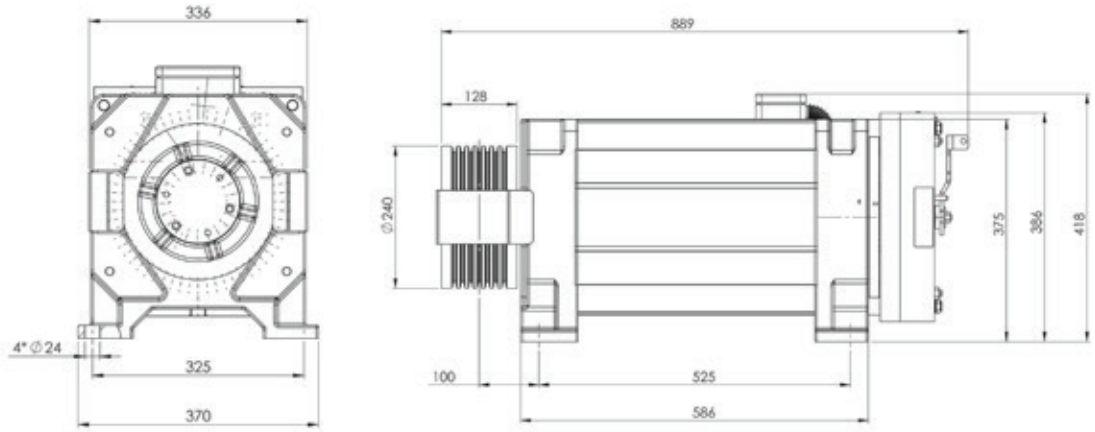

TECHNICAL DATA

Type of Machine		MOTOMAX.2000			MOTOMAX.2000		
Machine model name		2000-1-320	2000-1.6-320	2000-2-320	2000-1-400	2000-1.6-400	2000-2-400
Suspension		2:1			2:1		
Rated Load	Q[kg]	2000			2000		
Rated Speed max.	V[m/s]	1	1.6	2	1	1.6	2
machine rotational speed	[rpm]	119	190	238	95	152	190
Frequency	[HZ]	15	25	31	12	20	25
Diameter of Traction sheave	DT[mm]	320			400		
Ropes		11 x ϕ8	11 x ϕ8	12 x ϕ8	8 x ϕ10	9 x ϕ10	10 x ϕ10
Type of Grooves		U-Undercut, Hardened			U-Undercut, Hardened		
Rated Power	[KW]	12.2	19.6..	24.5	12.2	19.6..	24.5
Rate Of Torque	[Nm]	980			1225		
Machine Weight	[Kg]	355	355	355	370	370	370
number of Switching operation	Per Hour	240			240		
Duty Cycle	%	40%			40%		
Voltage	[v]	360			360		
Rated Current	[A]	29.1	46.5	58.2	29.1	46.5	58.2
static Load	[Kg]	6000			6000		
Protection Class		IP21			IP21		
isolation Class		F			F		
Brake Voltage	[v]	200			200		
power factor		0.93			0.93		

MOTOMAX

/// ELEVATOR MACHINE MANUFACTURER

MACHINE

GUIDELINE




MOTOMAX
OWJRESAN

ARAY
TOUCH COMPANY



ELEVATOR CABIN PART

ARAY TOUCH COMPANY

The Touch Panels Manufacturing Unit of Owjresan Tabriz, operating under the specialized brand Aray, introduced a distinctive touchless elevator cleaning method and ventured into the production of professional electronic products for the first time in the country in 2011-2012 (1390) *Established with specific share capital, this endeavor aimed to contribute to the adoption of a modern lifestyle. With over a decade of continuous and dynamic operation, it has now earned recognition as one of the leading companies in the elevator industry. The management structure of this organization has consistently endeavored to play a dynamic and systematic role in the development and enhancement of the country's electronic technical infrastructure. Drawing upon its knowledge and the expertise of its workforce, the company has pursued objectives such as the industrialization and localization of cutting-edge electronic technologies. Emphasizing the fulfillment of both quantitative and qualitative customer needs, the company's mission and scope of work are delineated as follows*

- *Manufacturing state-of-the-art touch panel technology Production of in-cabin displays*
- *featuring a proprietary application, a first in the country Undertaking research and*
- *development projects in related domains*

At present, Aray Company, with a workforce exceeding 50 individuals, both directly and indirectly engaged, operates as a privately-held enterprise in the domain of manufacturing goods and electronic engineering services. It upholds a prominent and progressive position in the industry. Aray Company's operational approach is deeply rooted in sound management principles. All processes are meticulously executed through a collaborative approach, leveraging collective knowledge and experience, characterized by systematic and coordinated thinking. The unwavering commitment and astute leadership of the company's board of directors and senior management have consistently steered this private enterprise toward advancement and excellence. This has positioned the company beyond the realm of electronic concerns specific to the region. Undeniably, endeavors and investments in this sector have been accompanied by various challenges and obstacles. Nevertheless, the primary impetus has always been the pursuit of progress and entrepreneurial spirit, transcending mere economic motivations

ARAY
TOUCH COMPANY



FLOOR ELEVATOR PANEL

FG8

touch sereis

The glass panels are 8.5 centimeters wide and 4 millimeters thick. Panels in this series are available in 30 distinct colors. Customization options include variations in button design and display types. This series also supports installing a card-based call-up system within the floors.

Technical Information	FG8
Installation location	*In floors for call-up Elevator*
Installation Method	*Placing the back Cover as a built-in at the installation site*
Panel Dimensions	*310 x 110 mm*
Panel Variety	*Available in 30 different colors*
Material	*Combination of Glass panel and plastic back Cover*
Display	*MA - 2x 7seg - 7seg*
Support	*5 years after sales service*



FG8 - MA | FG8 - 7S | FG8 - 2X7S | FG8 - 7S2B | FG8 - 2X7S2B | FG8 - 7S-C

Technical Drawing

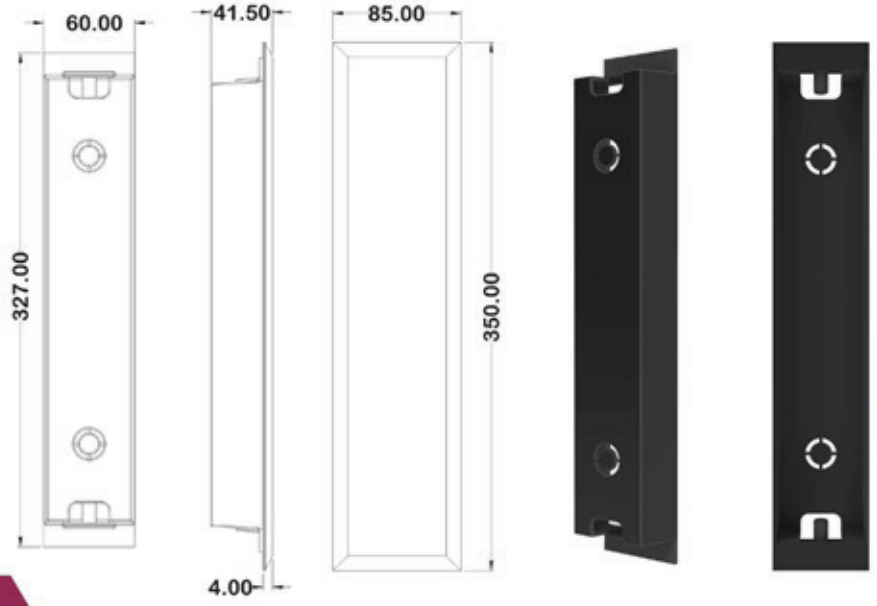

Button Design can be ordered



Panel color can be ordered





FLOOR ELEVATOR PANEL

FG11

touch sereis

Recessed floor call-up panel.
The glass panel is 11 centimeters wide and 4 millimeters thick. Panels in this series are available in 30 different colors, and button design display types, are customizable features. The installation of a card-based system for calling up floors is one of the capabilities of this series.

Technical Information	FG11
Installation location	*In floors for call-up Elevator*
Installation Method	*Placing the back Cover as a built-in at the installation site*
Panel Dimensions	*310 x 110 mm*
Panel Variety	*Available in 30 different colors*
Material	*Combination of glass panel and plastic back Cover*
Display	*MA - 2x 7seg - Latis - LCD - 7seg*
Support	*5 years after sales service*



FG11 - MA-C | FG11 - LCD | FG11 - LA | FG11 - 2X7S | FG11 - 7S | FG11 - MA

Technical Drawing

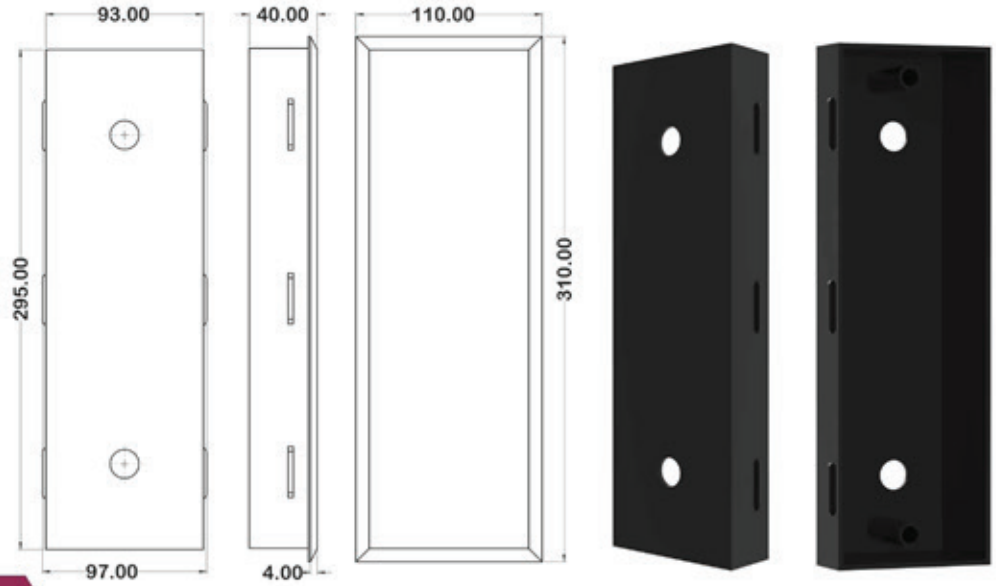

Button Design can be ordered



Panel color can be ordered



6060 6086 6036 6011 6096 6096 6021 6087 6067 6032 6073 6095 6025 6056 6066 6074 6040 6631 6090 6062 6035 6076 6041 6805 6097 6068 6814 6072 6800 6037

ARAY
TOUCH COMPANY



FLOOR ELEVATOR PANEL

FC

touch sereis

The Classic floor call-up panels. A combination of metal and Plexiglass, surface-mounted on the floors. The panel and metal frame of this series can be customized and tailored to customer orders. Button design and display type are other customizable features in this series.

Technical Information	FC
Installation location	*In floors for call-up Elevator*
Installation Method	*Surface-mounted on the floors*
Panel Dimensions	*300 x 90 mm*
Frame Variety	*Available in 8 Diffrent Frame Type*
Material	*Plastic panel and frame with plated metal*
Display	*MA - 2x 7seg - Latis - LCD - 7seg*
Support	*5 years after sales service*



FC - 7S - C | FC - LCD | FC - LA | FC - 2X7S | FC - 7S | FC - MA

Technical Drawing

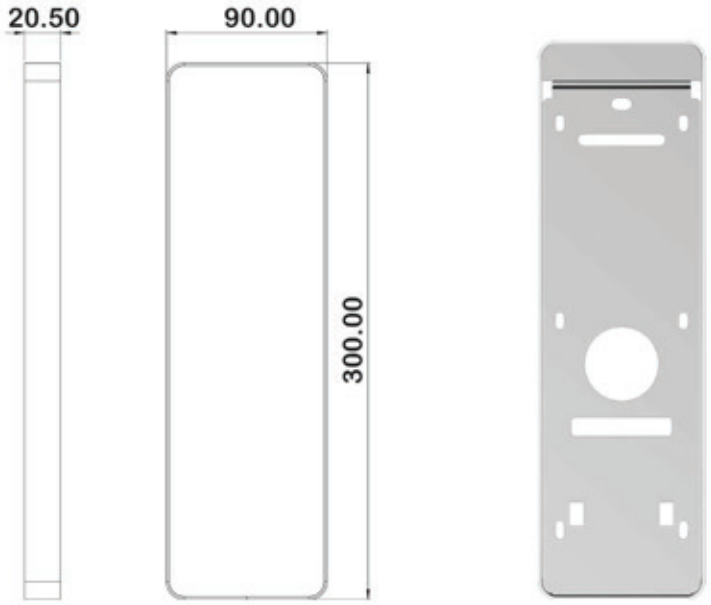

Button Design can be ordered



Frame type can be ordered



7010 | 7020 | 7030 | 7040 | 8010 | 8020 | 8030 | 8040

ARAY
TOUCH COMPANY

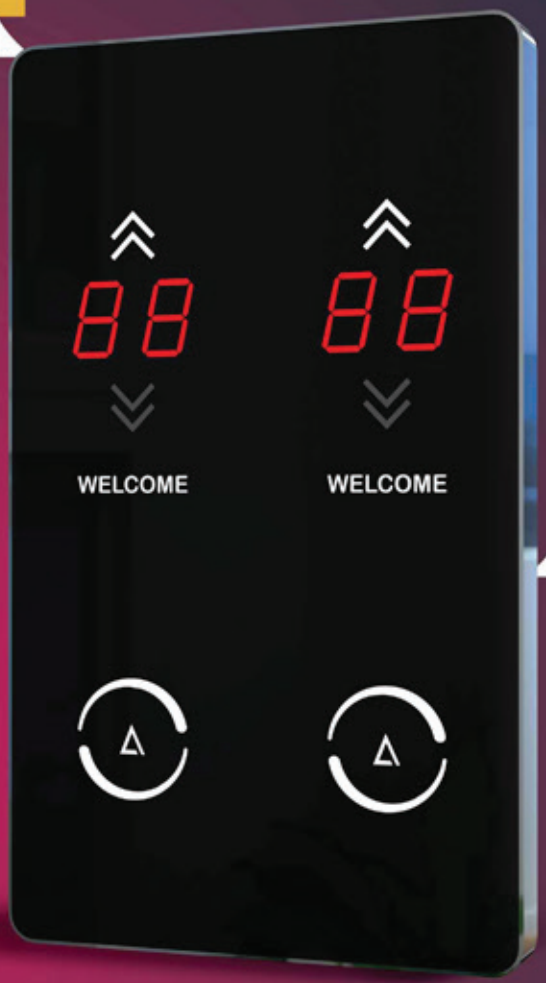

FLOOR ELEVATOR PANEL

FCD

touch sereis

The floor call-up panels of the Classic Duplex series are a combination of metal and plastic and surface-mounted. The surrounding frame of the call-up panels can be plated and customized according to the customer's order. Button design and the type of display are other customizable features in this series.

Technical Information	FCD
Installation location	*In floors for call-up Elevator*
Installation Method	*Surface-mounted on the floors*
Panel Dimensions	*300 x 180 mm*
Frame Variety	*Available in 8 Diffrent Frame Type*
Material	*Plastic panel and frame with plated metal*
Display	*MA - 2x 7seg - Latis - LCD - 7seg*
Support	*5 years after sales service*



FCD - LA | FCD - 7S - C | FCD - LCD | FCD - MA2B

Technical Drawing

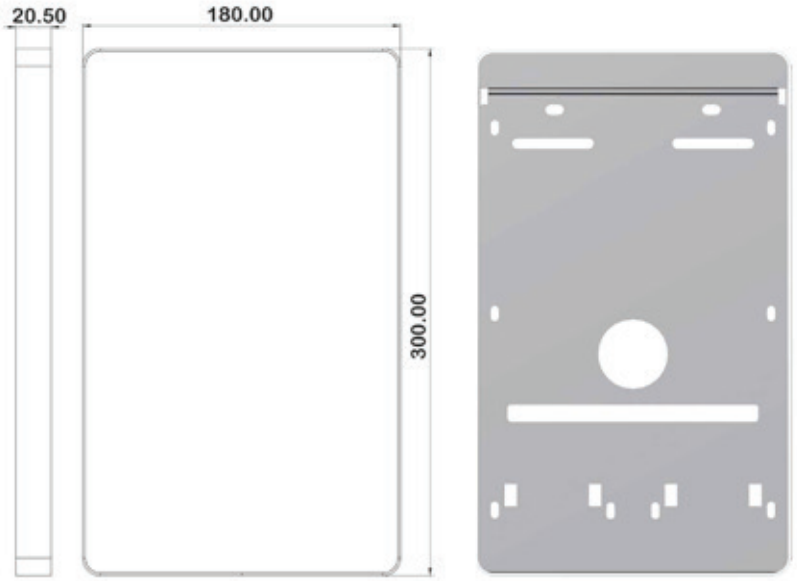

Button Design can be ordered



Frame type can be ordered



7010 7020 7030 7040 8010 8020 8030 8040

ARAY
TOUCH COMPANY

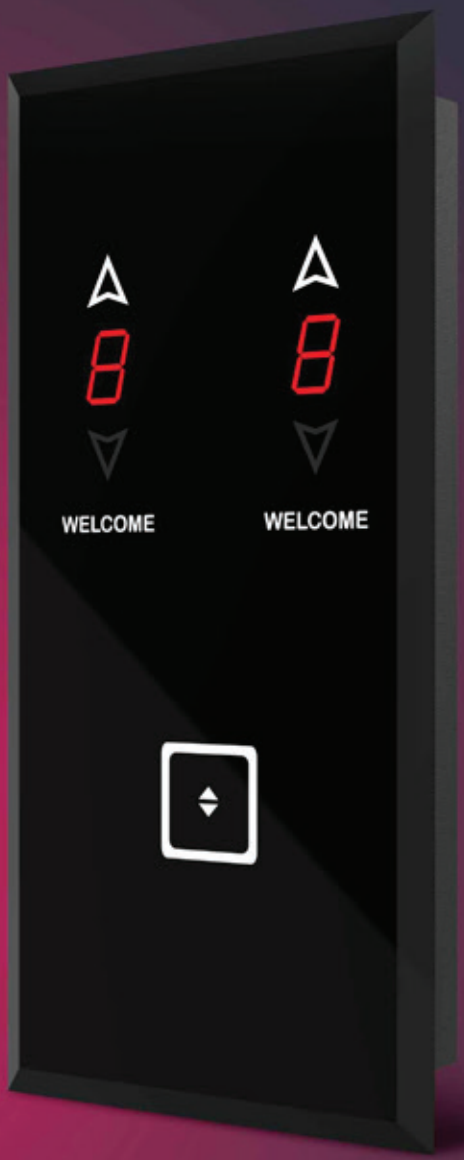

FLOOR ELEVATOR PANEL

FGD

touch sereis

These recessed in-car call-up panels are designed for projects with group elevators. The panels are built-in at the installation site. Panels in this series are produced in 30 different colors, and the button design, as well as the display type, can be customized. The installation of a card system for calling up floors is one of the capabilities of this series.

Technical Information	FGD
Installation location	*In floors for call-up Elevator*
Installation Method	*Placing the back Cover as a built-in at the installation site*
Panel Dimensions	*360 x 175 mm*
Panel Variety	*Available in 30 different colors*
Material	*Glass panel with Plastic Back Cover*
Display	*MA - 2x 7seg - 7seg*
Support	*5 years after sales service*



FGD - MA2B | FGD - 2X7S2B | FGD - 2X7S - C | FGD - 7S2B | FGD - 7S

Technical Drawing

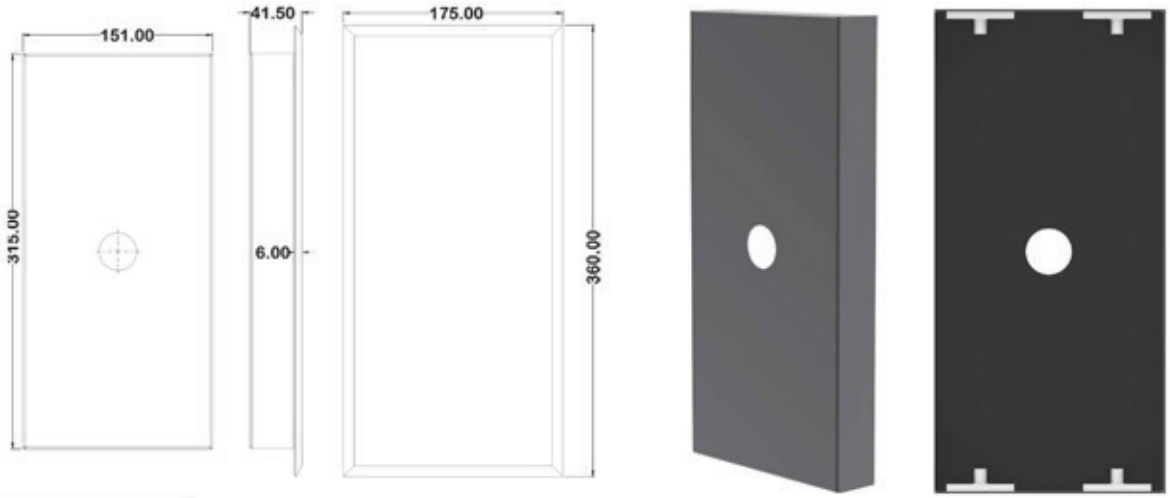

Button Design and Type



Panel Color Variety



ARAY
TOUCH COMPANY



FLOOR ELEVATOR PANEL

FS

touch sereis

Surface-mounted floor call-up panels, part of the FS and FA series, with the surrounding frame made from ABS and steel. They are installed on the floors. The stainless-steel frame around the panel is available in various colors. The push button type, button material (steel), and display type are customizable features in this series.

Technical Information	FS
Installation location	*In floors for call-up Elevator*
Installation Method	*Surface-mounted on the floors*
Panel Dimensions	*227 x 91 mm*
Frame Variety	*Available in 8 different Steel Type*
Material	*Plastic panel and Steel Frame(ABS Farme in FA Type)*
Display	*MA - 2x 7seg - 7seg*
Support	*5 years after sales service*



FS - ND | FS - 2X7S | FS - MA | FA - 2X7S | FS - 7S

Technical Drawing

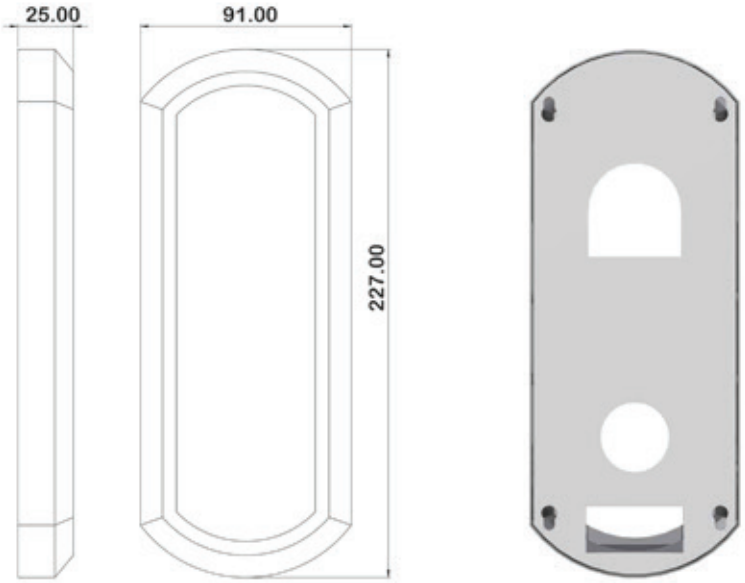

Button Design and Type



Steel Frame Variety



7010 | 7020 | 7030 | 7040 | 8010 | 8020 | 8030 | 8040



FLOOR ELEVATOR PANEL

F2T

touch sereis

Embedded recessed call-up panels inside floors, a combination of plexiglass and steel. The button design is touch-sensitive steel, and the type of display is customizable in this series. This series is available in 8 different steel designs and colors that can be ordered.

Technical Information	F2T
Installation location	*In floors for call-up Elevator*
Installation Method	*Placing the back Cover as a built-in at the installation site*
Panel Dimensions	*310 x 110 mm*
Panel Variety	*Available in 8 different Steel Type*
Material	*Steel and Plastic panel with Plastic Back Cover*
Display	*MA - 2x 7seg - Latis - LCD - 7seg*
Support	*5 years after sales service*



F2T - 7S | F2T - LA | F2T - MA | F2T - 2X7S | F2T - LCD

Technical Drawing

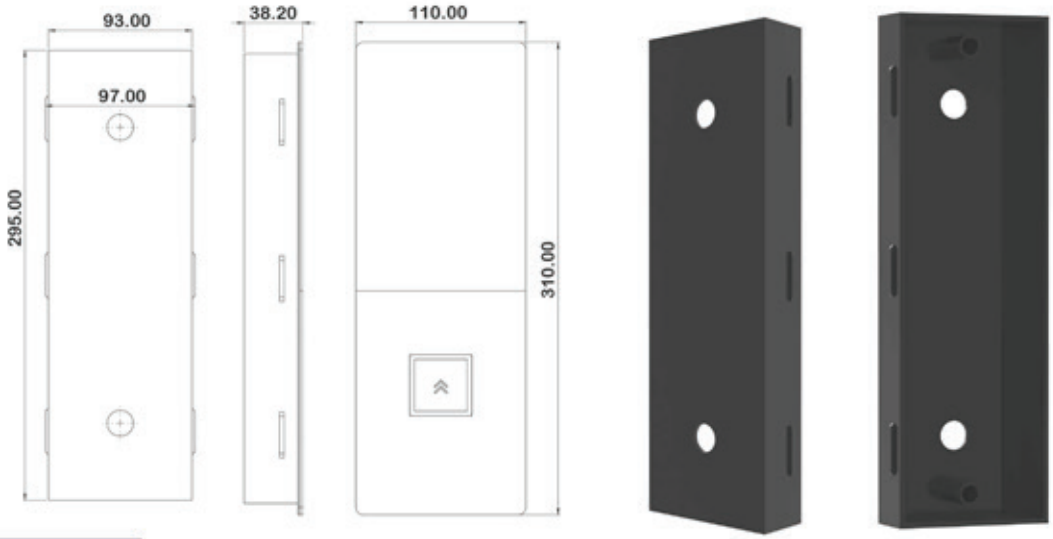

Button Design and Type



Panel Variety can be ordered



7010 7020 7030 7040 8010 8020 8030 8040



FLOOR ELEVATOR PANEL

FG8P

—push button sereis

The panels used from the FG8 series are embedded within floors in a recessed manner. The glass panel is 8.5 centimeters wide and 4 millimeters thick. Panels in this series are available in 30 different colors, and the type of button cover, button material (steel), and display type are customizable features. The installation of a card-based system for floor call-up is one of the capabilities of this series.

Technical Information	FG8P
Installation location	*In floors for call-up Elevator*
Installation Method	*Placing the back Cover as a built-in at the installation site*
Panel Dimensions	*310 x 110 mm*
Panel Variety	*Available in 30 different colors*
Material	*Combination of Glass panel and plastic back Cover*
Display	*MA - 2x 7seg - 7seg*
Support	*5 years after sales service*



FG8P - MA | FG8P - 7S - C | FG8P - 2X7S | FG8P - 7S

Technical Drawing



Button Design and Type



Panel Color and Button Material



7010 7020 7030 7040 8010 8020 8030 8040



6060 6086 6036 6011 6096 6096 6021 6087 6067 6032 6073 6095 6025 6056 6066 6074 6040 6631 6090 6062 6035 6076 6041 6805 6097 6068 6814 6072 6800 6037



FLOOR ELEVATOR PANEL

FG11P

—push button sereis

The FG11P series features glass panels with a width of 11 cm (4.33 inches) and a thickness of 4 mm (0.16 inches). Panels in this series are available in 30 different colors, and variables such as the push button type and the type of display can be customized. Additionally, this series supports the installation of a card system.

Technical Information	FG11P
Installation location	*In floors for call-up Elevator*
Installation Method	*Placing the back Cover as a built-in at the installation site*
Panel Dimensions	*310 x 110 mm*
Panel Variety	*Available in 30 different colors*
Material	*Combination of glass panel and plastic back Cover*
Display	*MA - 2x 7seg - Latis - LCD - 7seg*
Support	*5 years after sales service*



FG11P - 7S | FG11P - 2X7S | FG11P - LCD | FG11P - MA - C | FG11P - MA | FG11P - LA

Technical Drawing

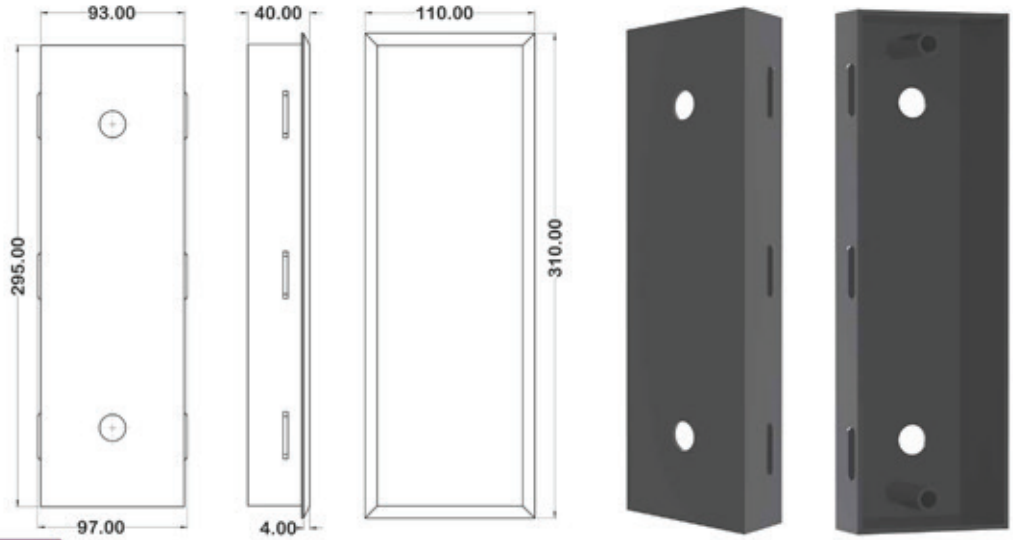

Button Design and Type



Panel Color and Button Material





ARAY
TOUCH COMPANY



FLOOR ELEVATOR PANEL

FCP

—push button sereis

The Classic FC panels series, a combination of metal and plexiglass, are specifically designed for surface installation on the floors. This series offers customization options for both the panel and metal components, enabling adjustments according to customer preferences. Furthermore, within this series, variables such as the button cover type, the material of the button steel, and the type of display can all be configured to meet specific requirements.

Technical Information	FCP
Installation location	*In floors for call-up Elevator*
Installation Method	*Surface-mounted on the floors*
Panel Dimensions	*300 x 90 mm*
Frame Variety	*Available in 8 Diffrent Frame Type*
Material	*Plastic panel and frame with plated metal*
Display	*MA - 2x 7seg - Latis - LCD - 7seg*
Support	*5 years after sales service*



FCP - 7S | FCP - 2X7S | FCP - LA | FCP - LCD | FCP - MA | FCP - MA - C

Technical Drawing

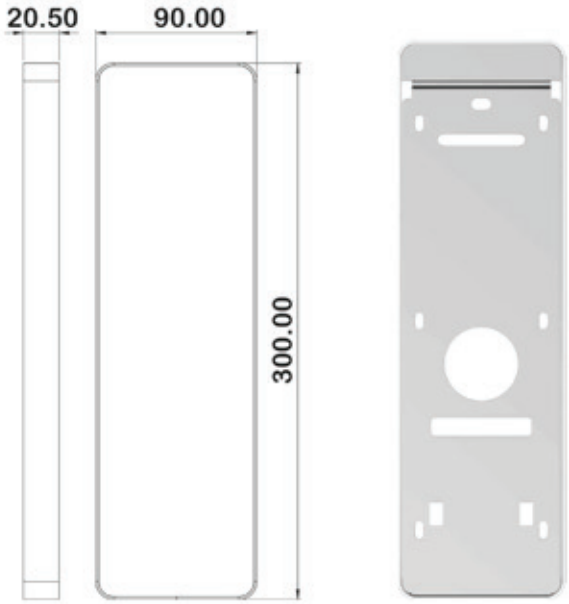

Button Design and Type



Frame and Button Variety



7010 | 7020 | 7030 | 7040 | 8010 | 8020 | 8030 | 8040

ARAY
TOUCH COMPANY



FLOOR ELEVATOR PANEL

FCDP

—push button sereis

Classic FCDP duplex, a combination of metal and glass surface-mounted on floors. The panel and metal in this series of elevator fixtures are customizable, varying according to customer orders. The button cover type, steel button material, and display type are among the other adjustable features in this series.

Technical Information	FCDP
Installation location	*In floors for call-up Elevator*
Installation Method	*Surface-mounted on the floors*
Panel Dimensions	*300x 180 mm*
Frame Variety	*Available in 8 Diffrent Frame Type*
Material	*Plastic panel and frame with plated metal*
Display	*MA - 2x 7seg - Latis - LCD - 7seg*
Support	*5 years after sales service*



FCDP - 7S | FCDP - MA | FCDP - 2X7S - C | FCDP - LA | FCDP - LCD

Technical Drawing

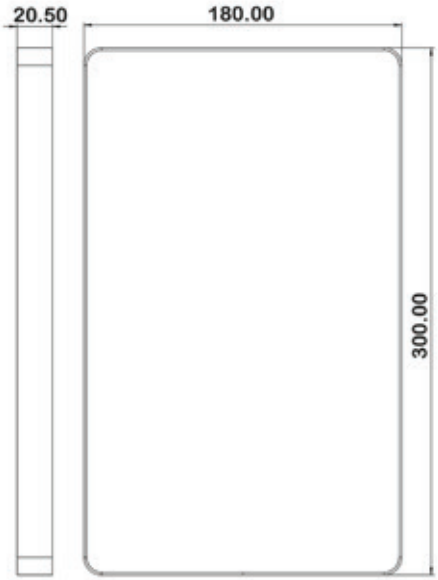



Button Design and Type



Frame and Button Variety



7010 | 7020 | 7030 | 7040 | 8010 | 8020 | 8030 | 8040



FLOOR ELEVATOR PANEL

FGDP

—push button sereis

The FGDP series addresses the requirements of projects that include group elevators. Panels in this series are available in 30 different colors. Furthermore, customizable options include the push button type, the material of the button steel, and the type of display. This series also provides the capability for installing a card system.

Technical Information	FGDP
Installation location	*In floors for call-up Elevator*
Installation Method	*Placing the back Cover as a built-in at the installation site*
Panel Dimensions	*360 x 175 mm*
Panel Variety	*Available in 30 different colors*
Material	*Glass panel with Plastic Back Cover*
Display	*MA - 2x 7seg - 7seg*
Support	*5 years after sales service*



FGDP - 7S | FGDP - 2X7S | FGDP - MA | FGDP - 2X7S - C

Technical Drawing

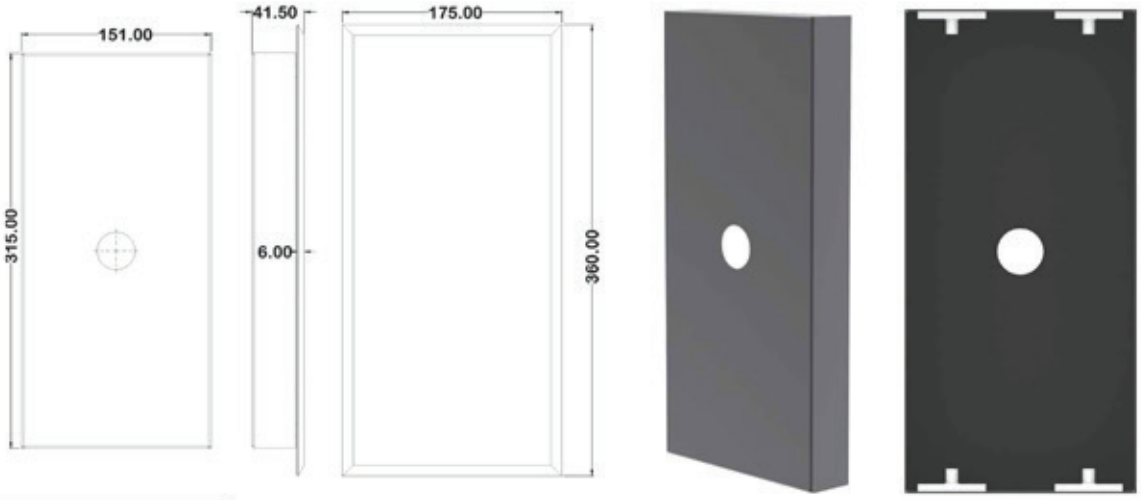

Button Design and Type



Panel Color and Button Material





ARAY
TOUCH COMPANY



FLOOR ELEVATOR PANEL

FSP

—push button sereis

Surface-mounted floor call-up panels, a part of the FS and FA series, with the surrounding frame made from ABS and steel. Panels are installed on the floors. The stainless-steel frame around the panel is available in various colors. The push button type, button material (steel), and display type are customizable features in this series.

Technical Information	FSP
Installation location	*In floors for call-up Elevator*
Installation Method	*Surface-mounted on the floors*
Panel Dimensions	*227 x 91 mm*
Frame Variety	*Available in 8 different Steel Type*
Material	*Plastic panel and Steel Frame(ABS Farme in FA Type)*
Display	*MA - 2x 7seg - 7seg*
Support	*5 years after sales service*



FSP - ND | FSP - MA | FSP - 7S | FSP - 2X7S | FAP - 7S

Technical Drawing

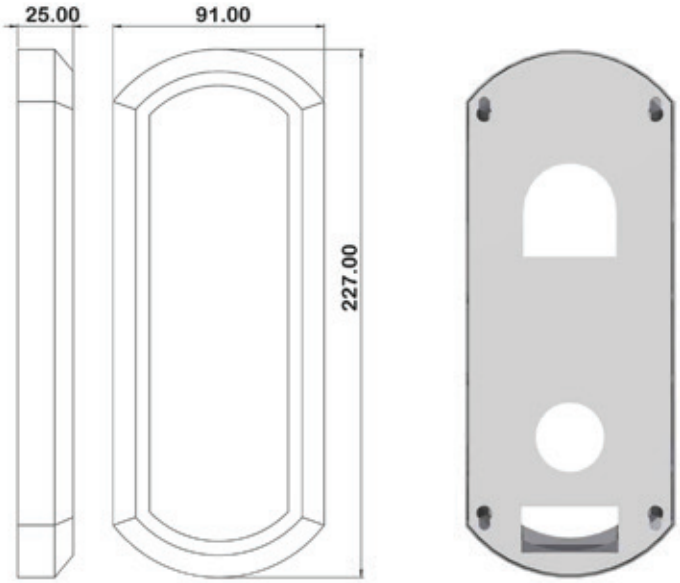

Button Design and Type



Frame and Button Variety



7010 | 7020 | 7030 | 7040 | 8010 | 8020 | 8030 | 8040



FLOOR ELEVATOR PANEL

F2P

—push button sereis

Surface-mounted floor call-up panels, part of the FS and FA series, with the surrounding frame made from ABS and steel. panels are installed on the floors. The stainless-steel frame around the panel is available in various colors. The push button type, button material (steel), and display type are customizable features in this series.

Technical Information	F2P
Installation location	*In floors for call-up Elevator*
Installation Method	*Placing the back Cover as a built-in at the installation site*
Panel Dimensions	*310 x 110 mm*
Panel Variety	*Available in 8 different Steel Type*
Material	*Steel and Plastic panel with Plastic Back Cover*
Display	*MA - 2x 7seg - Latis - LCD - 7seg*
Support	*5 years after sales service*

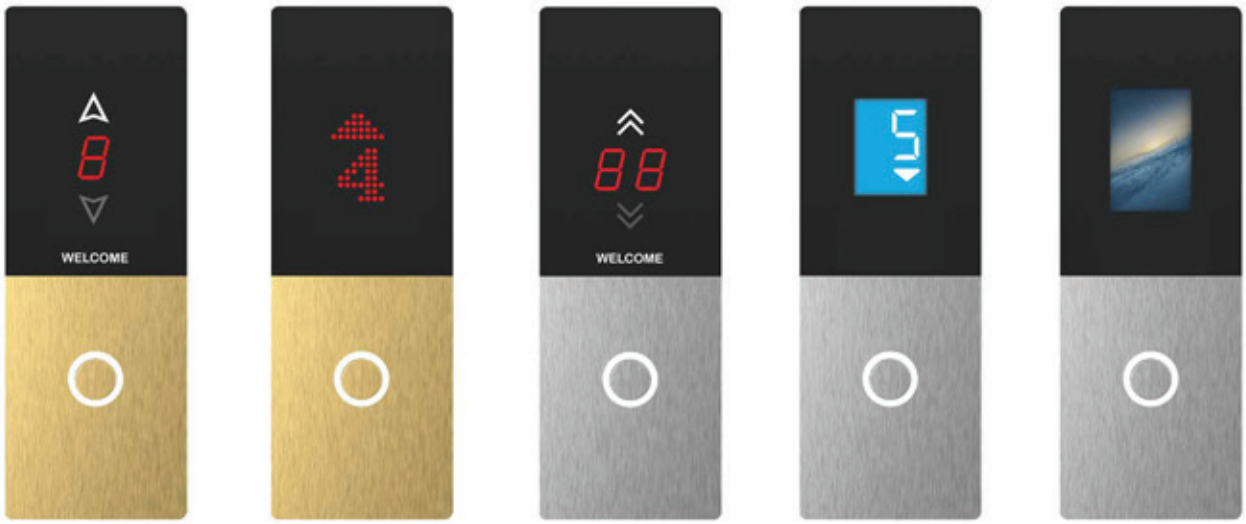

F2P - 7S | F2P - MA | F2P - 2X7S | F2P - LA | F2P - LCD

Technical Drawing

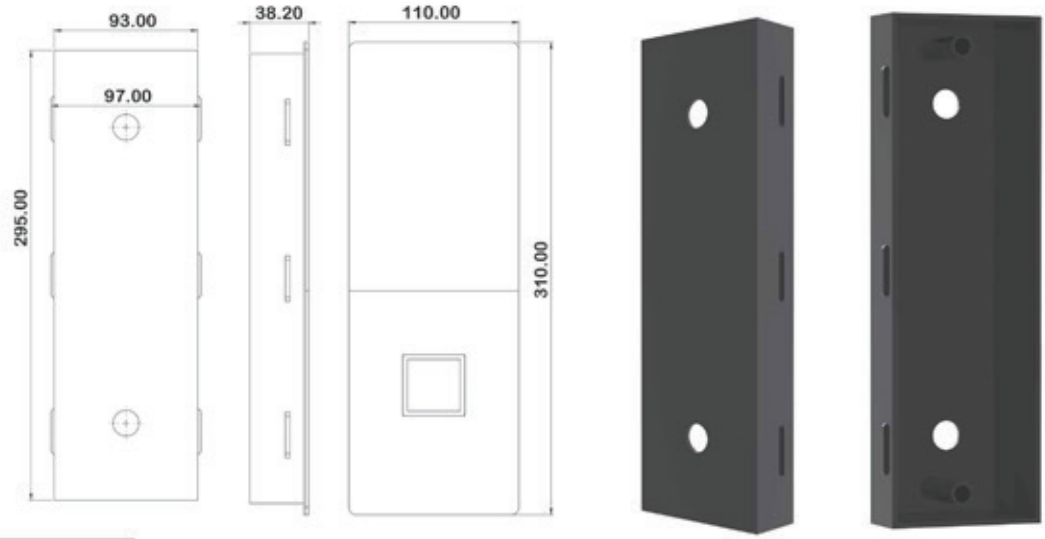

Button Design and Type



Panel Variety can be ordered



7010 | 7020 | 7030 | 7040 | 8010 | 8020 | 8030 | 8040

ARAY
TOUCH COMPANY



FLOOR ELEVATOR PANEL

FX

sereis

The FX series of call-up panels are custom-designed and manufactured according to specific requests and applications. They are available in touch-sensitive and push-button versions and offer flexibility to support various types of displays. Additionally, they can be customized with bespoke materials for the design.

Technical Information	FX
Installation location	*In floors for call-up Elevator*
Installation Method	*Placing the back frame as a built-in at the installation site*
Panel Dimensions	*Custom-made*
Color Variety	*Custom-made*
Material	*Custom-made*
Display	*MA - 2x 7seg - Latis - LCD - 7seg*
Support	*5 years after sales service*

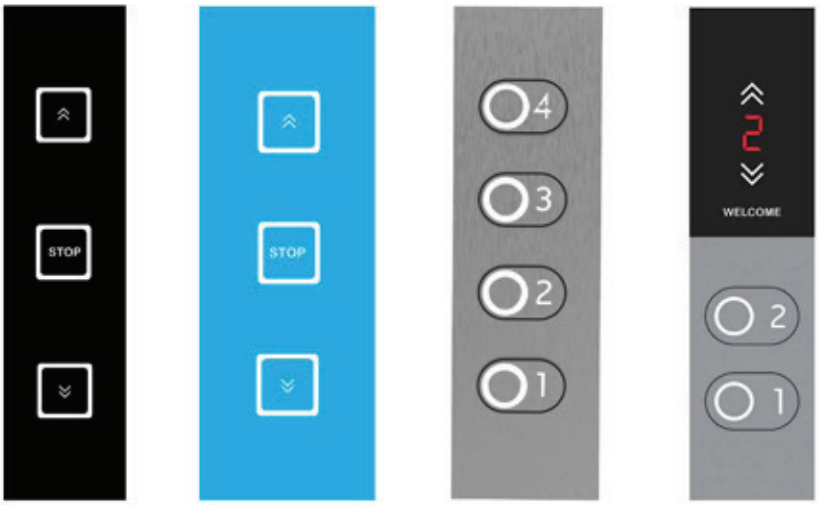

Technical Drawing



Button design and Type



Panel Variety can be ordered







LOBBY ELEVATOR PANEL

FL-P

sereis

The FL series call-up panels are primarily designed for floor calling in building lobbies. They come in both touch-sensitive & covered push-button options, with a choice of 30 different panel colors. You can customize the push-button style, touch-sensitive design, and display type to suit your preferences. Additionally, upon your request, we can install a full touch-screen coding system, card system, or electronic tag system on these panels to meet your needs.

Technical Information	FL-P
Installation location	*In floors for call-up Elevator*
Installation Method	*Placing the back Cover as a built-in at the installation site*
Panel Dimensions	*1000 x 150 mm*
Panel Variety	*Available in 30 different colors*
Material	*Glass Plastic panel with Metal Back Cover*
Display	*MA - 2x 7seg - Latis - LCD - 7seg*
Support	*5 years after sales service*



FL - MA -C | FL - -2X7S | FL - MA | FLP - 2X7S | FLP - LCD

Technical Drawing



Button Design and Type



Panel Color and Button Material



7010 7020 7030 7040 8010 8020 8030 8040



6060 6086 6036 6011 6096 6096 6021 6087 6067 6032 6073 6095 6025 6056 6066 6074 6040 6631 6090 6062 6035 6076 6041 6805 6097 6068 6814 6072 6800 6037

ARAY
TOUCH COMPANY

FLOOR ELEVATOR PANEL

FGR

touch sereis

The FGR series call-up panels are made from plastic and glass. These touch-sensitive buttons are suitable for use as floor call panels and inside the building units. This series offers the convenience of Wi-Fi control, allowing you to operate it wirelessly. Please note that these panels do not include displays and are available in black and white colors.



Technical Information	FGR
Installation location	Inside the building units
Installation Method	Placing the back Cover as a built-in at the installation site
Panel Dimensions	80 x 80 mm
Back Cover Dimensions	80 x 80 x 43 mm
Panel Variety	Available in 2 different colors
Material	Glass panel with Plastic Back Cover
Support	5 years after sales service



FGR - BLACK



FGR - WHITE



FGR - COVER BACK

Technical Drawing

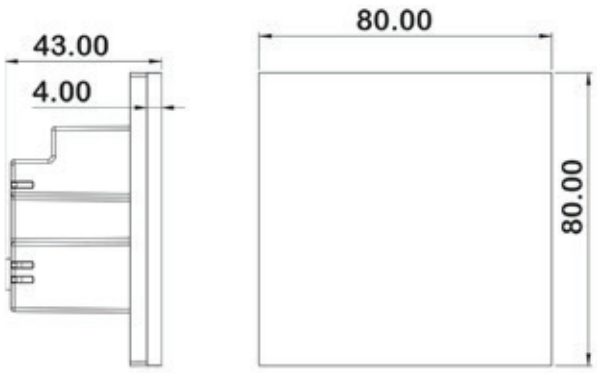

Button design can be ordered



Panel color can be ordered



ARAY
TOUCH COMPANY



FLOOR ELEVATOR PANEL

FWT

touch sereis

The FWT series call-up panels are made of wood and are designed and crafted based on customer requests and applications. The call-up panel in this series is touch-sensitive stainless steel. In terms of design, it can support various displays and be customized with bespoke materials.

Technical Information	FWT
Installation location	*In floors for call-up Elevator*
Installation Method	*Surface-mounted on the floors*
Panel Dimensions	*Custom-made*
Panel Variety	*Custom-made*
Material	*Wood*
Display	*MA - 2x 7seg - Latis - LCD - 7seg*
Support	*5 years after sales service*

FLOOR ELEVATOR PANEL

FWP

—push button sereis

The FWP series call-up panels are crafted from wood and are designed and manufactured according to your requests and applications. The call-up panel in this series is of the covered push-button type. Regarding design, it can support various displays and be customized with bespoke materials.



Technical Information	FWP
Installation location	*In floors for call-up Elevator*
Installation Method	*Surface-mounted on the floors*
Panel Dimensions	*Custom-made*
Panel Variety	*Custom-made*
Material	*Wood*
Display	*MA - 2x 7seg - Latis - LCD - 7seg*
Support	*5 years after sales service*



Cabin Inside


4
3
2
1

ARAY
TOUCH COMPANY

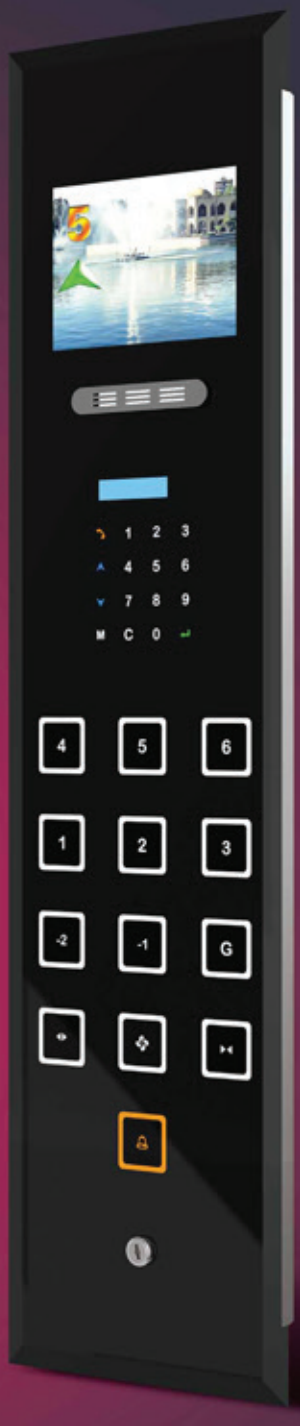

CABIN ELEVATOR PANEL

CG1M

touch sereis

The glass in-cabin panels, measuring one meter in length and featuring full touch capability, are installed inside the car and can be recessed inside the elevator car. This series offers panels in 30 different colors, and the call panels are generally 30 centimeters wide and one meter long, customizable upon request. They provide the flexibility to select various displays for playing videos and images with the Android operating system. For personalization and floor calling-up control, a coding system, alpha keys, and electronic tags can all be installed on this series. According to your demand, this series can also support a full touch-screen telephone system.

Technical Information	CG1M
Installation location	*Inside the elevator car*
Installation Method	*Placing the back Cover as a built-in Inside the elevator car*
Panel Dimensions	*1000 x 250 mm*
Panel Variety	*Available in 30 different colors*
Material	*Glass panel with Metal Back Cover*
Display	*7seg - Latis - LCD - 10" - 8"*
Support	*5 years after sales service*



CG1M - 7S - C - HORIZONTAL



CG1M - MA



CG1M - 7S



CG1M - LA

Technical Drawing



Button Design can be ordered



Panel color can be ordered





CABIN ELEVATOR PANEL

CG2M

touch sereis

The elevator call-up panels inside the glass cabin are two meters in length and entirely touch-sensitive.

They are recessed within the cabin. Panels in this series come in 30 different colors, with the panels typically having a width of 30 centimeters and a length of 2 meters, customizable based on your preferences. Various graphic and visual designs can also be applied to the panel. The system offers the option to choose from various displays for video and image playback using the Android operating system. For personalization and floor call control, it supports coding, touch-sensitive features, electronic tags, and an alpha key. Based on your preferences, this series can also support a full-touch telephone system.

Technical Information	CG2M
Installation location	*Inside the elevator car*
Installation Method	*Placing the back Cover as a built-in Inside the elevator car*
Panel Dimensions	*2000 x 300 mm*
Panel Variety	*Available in 30 different colors*
Material	*Glass panel with Metal Back Cover*
Display	*7seg - Latis - LCD - 21" - 12" - 10" - 8"*
Support	*5 years after sales service*



CG2M - 7S - C



CG2M - 7S



CG2M - LA



CG2M - 7S - 12 - C



CG2M - 7S

Technical Drawing

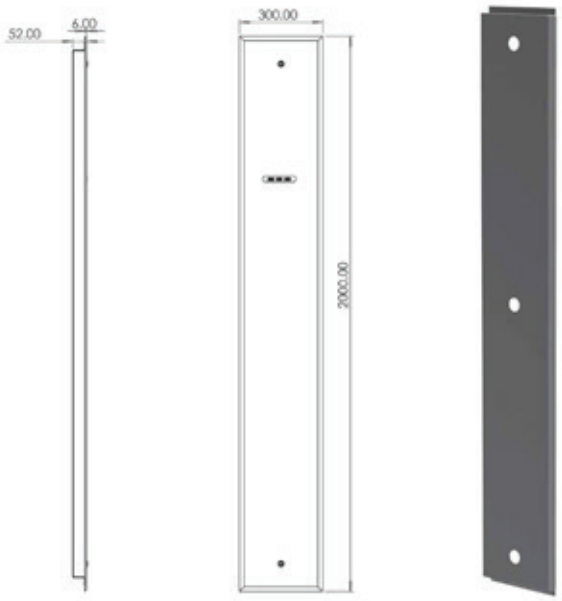

Button Design can be ordered



Panel color can be ordered



ARAY
TOUCH COMPANY

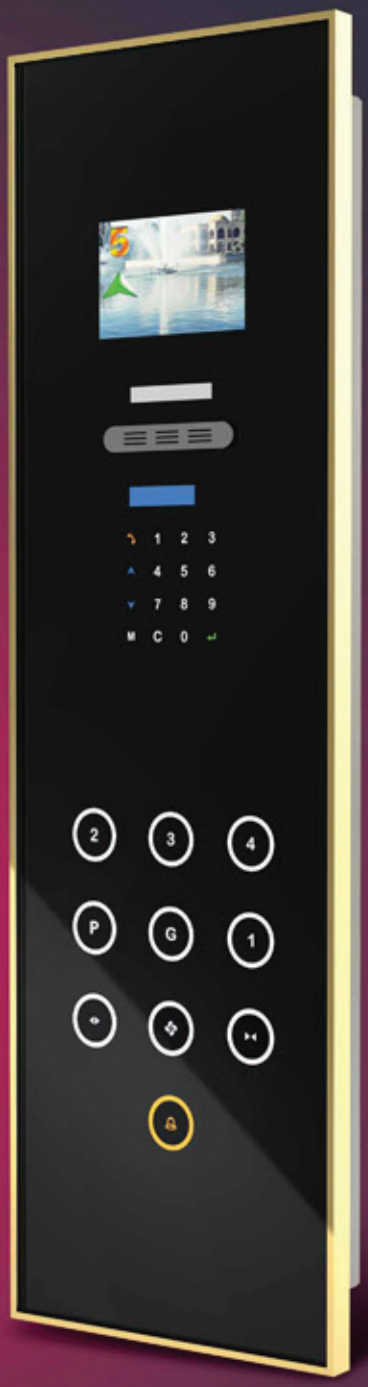

CABIN ELEVATOR PANEL

CGF1M

touch sereis

One-meter-long fully touch-sensitive elevator call-up panels are designed for recessed installation inside glass elevator cars. What sets this series apart from the CG1m series is the sleek aluminum frame surrounding these call panels.
Typically, these panels have a width of 30 centimeters and a length of one meter, but they can be customized to meet specific requirements. A palette of 30 different colors for the panel can be chosen from, and three different colors for the aluminum frame surrounding the call panel can even be selected. These panels support various displays for playing videos and images, all powered by the Android operating system. To personalize and control floor summoning, individuals can use features like coding, touch-sensitive functions, electronic tags, and an alpha key. Furthermore, upon your request, this series can also include a full-touch telephone system.

Technical Information	CGF1M
Installation location	*Inside the elevator car*
Installation Method	*Placing the back Cover as a built-in Inside the elevator car*
Panel Dimensions	*1000 x 300 mm*
Panel & Frame Variety	*30 different colors for Panel and 3 different colors for Frame*
Material	*Glass panel with Aluminium Frame*
Display	*7seg - Latis - LCD - 10" - 8"*
Support	*5 years after sales service*



CGF1M - 7S - C



CGF1M - 8 - C



CGF1M - MA



CGF1M - LA - C

Technical Drawing



Button Design can be ordered



Panel Color and Frame Color



champagne golden silver



6060 6086 6036 6011 6096 6096 6021 6087 6067 6032 6073 6095 6025 6056 6066 6074 6040 6631 6090 6062 6035 6076 6041 6805 6097 6068 6814 6072 6800 6037

ARAY
TOUCH COMPANY



CABIN ELEVATOR PANEL

CGF2M

touch sereis

These two-meter-long fully touch-sensitive elevator call-up panels are designed for built-in installation inside glass elevator cars. What distinguishes this series from the CG2m series is the aluminum frame surrounding these call panels.
Typically, these panels are 30 centimeters wide and two meters long but can be customized to fit specific requirements. The panel in this series supports a wide range of 30 different colors, and the aluminum frame around the call panel is available in three different colors according to your request.
Various displays for playing videos and images, all powered by the Android operating system, can be chosen for personalization and floor call-up control. Features like coding, alpha key, and electronic tags can be installed on this series according to your demand. A full-touch telephone system can also be included in this series according to your demand.

Technical Information	CGF2M
Installation location	*Inside the elevator car*
Installation Method	*Placing the back Cover as a built-in Inside the elevator car*
Panel Dimensions	*2000 x 300 mm*
Panel & Frame Variety	*30 different colors for Panel and 3 different colors for Frame*
Material	*Glass panel with Aluminium Frame*
Display	*7seg - Latis - LCD - 21" - 12" - 10" - 8"*
Support	*5 years after sales service*



CGF2M - 7S - C



CFF2M - MA - C



CGF2M - LA - 12 - C



CGF2M - LA - 10 - C

Technical Drawing



Button Design can be ordered



Panel Color and Frame Color



champagne golden silver



6060 6086 6036 6011 6096 6096 6021 6087 6067 6032 6073 6095 6025 6056 6066 6074 6040 6631 6090 6062 6035 6076 6041 6805 6097 6068 6814 6072 6800 6037

ARAY
TOUCH COMPANY



CABIN ELEVATOR PANEL

CST1M

touch sereis

These one-meter-long touch-sensitive stainless steel elevator call-up panels are installed in both surface-mounted and recessed configurations inside elevator cars. This series of call panels is generally 25 centimeters wide and one meter long but can be customized to fit specific requirements. The panels in this series come in 8 different stainless-steel colors.
Various displays for playing videos and images, all powered by the Android operating system, can be chosen for personalization and floor call-up control. Features like coding, alpha key, and electronic tags can be installed in this series. Additionally, this series can also include a full-touch telephone system upon your preference.

Technical Information	CST1M
Installation location	*Inside the elevator car*
Installation Method	*As a built-in or Surface-mounted inside the elevator car*
Panel Dimensions	*1000 x 300 mm*
Panel Variety	*Available in 8 different Steel colors*
Material	*Steel panel with Metal Back Cover*
Display	*7seg - Latis - LCD - 10" - 8"*
Support	*5 years after sales service*



CST1M -LA



CST1M - 8

Technical Drawing





Button Design can be ordered



Panel color can be ordered



7010 7020 7030 7040 8010 8020 8030 8040

ARAY
TOUCH COMPANY



CABIN ELEVATOR PANEL

CSP1M

—push button sereis

These stainless-steel elevator call panels with push-button covers can be easily installed either on the surface or recessed inside the elevator car. They are typically provided in a width of 25 centimeters and a length of one meter, but customization options are available to suit customer preferences. The choice of 8 different stainless-steel finishes for the panel is at your disposal. For added personalization and control over floor call-up, various displays for playing videos and images, all powered by the Android operating system, can be selected. Features like coding, alpha keys, and electronic tags can be incorporated into this series to meet your requirements. If a full-touch telephone system is desired in this series, it can be included upon your request.

Technical Information	CSP1M
Installation location	*Inside the elevator car*
Installation Method	*As a built-in or Surface-mounted inside the elevator car*
Panel Dimensions	*1000 x 300 mm*
Panel Variety	*Available in 8 different Steel colors*
Material	*Steel panel with Metal Back Cover*
Display	*7seg - Latis - LCD - 10" - 8"*
Support	*5 years after sales service*



CSP1M - LA



CSP1M - 7S

Technical Drawing





Button Design can be ordered



Panel color can be ordered



7010 7020 7030 7040 8010 8020 8030 8040

ARAY
TOUCH COMPANY



CABIN ELEVATOR PANEL

CST2M

touch sereis

These stainless-steel touch-sensitive elevator call panels, available in two-meter lengths, can be installed both as surface-mounted and recessed options inside elevator cars. The buttons on these stainless-steel panels are touch-sensitive, supporting 8 different steel colors, and offer the option to choose various displays for playing videos and images with the Android operating system. A coding system, alpha keys, or electronic tags can be installed for personalization and floor call-up control. Additionally, this series can support a full-touch telephone system upon your request.

Technical Information	CST2M
Installation location	Inside the elevator car
Installation Method	As a built-in or Surface-mounted inside the elevator car
Panel Dimensions	2000 x 300 mm
Panel Variety	Available in 8 different Steel colors
Material	Steel panel with Metal Back Cover
Display	7seg - Latis - LCD - 21" - 12" - 10" - 8"
Support	5 years after sales service



CST2M - 7S - C | CST2M - 7S - 12 | CST2M - 8 - 12 | CST2M -10 - C

Technical Drawing



Button Design can be ordered



Panel color can be ordered



7010 | 7020 | 7030 | 7040 | 8010 | 8020 | 8030 | 8040

ARAY
TOUCH COMPANY



CABIN ELEVATOR PANEL

CSP2M

—push button sereis

These stainless-steel touch-sensitive elevator call panels, available in two-meter lengths, can be installed both as surface-mounted and built-in options inside elevator cars. This series offers a choice of 8 different mirrored and textured stainless steel panel colors that can be customized. It provides the flexibility to select various displays for playing videos and images with the Android operating system. Additionally, for personalization and floor calling-up control, a coding system or alpha keys can be installed on this series. Upon your request, this series can also support a full touch-screen telephone system.

Technical Information	CSP2M
Installation location	*Inside the elevator car*
Installation Method	*As a built-in or Surface-mounted inside the elevator car*
Panel Dimensions	*2000 x 300 mm*
Panel Variety	*Available in 8 different Steel colors*
Material	*Steel panel with Metal Back Cover*
Display	*7seg - Latis - LCD - 21" - 12" - 10" - 8"*
Support	*5 years after sales service*



CSP2M - 8 CSP2M - 7S CSP2M - LA

Technical Drawing



Button Type can be ordered



Panel color can be ordered



7010 7020 7030 7040 8010 8020 8030 8040

ARAY
TOUCH COMPANY



CABIN ELEVATOR PANEL

CC

touch sereis

These elevator car call-up panels in the Classic series are a combination of metal and plexiglass, designed for surface-mounted installation. This series of panels is generally available in a width of 30 centimeters and a length of one meter, customizable upon request. You have the option to choose the type of display and incorporate alpha keys and electronic tags for floor access control in this series. The frames of these panels are available in 8 different steel colors and various designs.

Technical Information	CC
Installation location	*Inside the elevator car*
Installation Method	*Surface-mounted Inside the elevator car*
Panel Dimensions	*1000 x 300 mm*
Frame Variety	*Available in 8 Diffrent Frame Type*
Material	*Plastic panel and frame with plated metal*
Display	*7seg - Latis - LCD - 10" - 8"*
Support	*5 years after sales service*

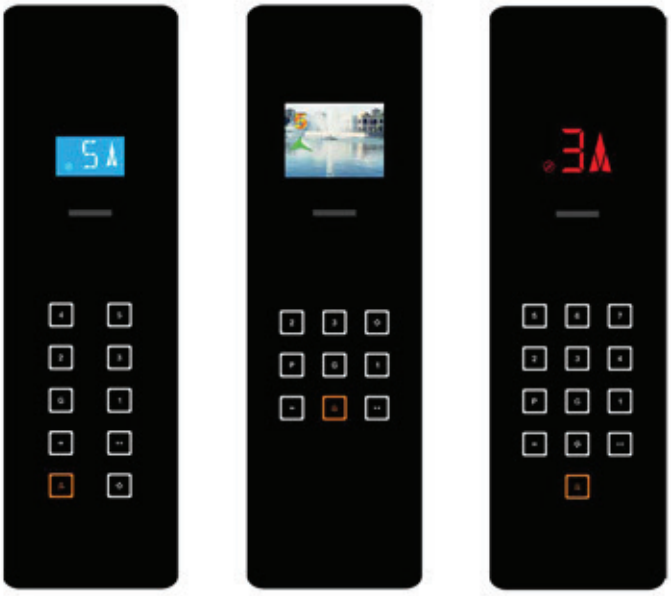

CC - LA CC - 10 CC - 7S

Technical Drawing



Button Design can be ordered



Frame color can be ordered



7010 7020 7030 7040 8010 8020 8030 8040

ARAY
TOUCH COMPANY



CABIN ELEVATOR PANEL

C2T-P

sereis

The C2 series elevator car call-up panels are a combination of stainless- steel and plexiglass, suitable for both surface-mounted and recessed installation inside elevator cars. This series supports various types of displays and can also accommodate coding, touch-screen phones, intercoms, and electronic tags if needed. Custom designs on the stainless-steel panel bottoms are also customizable. These panels are available with both push buttons and stainless-steel touch-sensitive options

Technical Information	C2T-P
Installation location	*Inside the elevator car*
Installation Method	*As a built-in or Surface-mounted inside the elevator car*
Panel Dimensions	*2000 x 300 mm*
Panel Variety	*Available in 8 different Steel colors*
Material	*Steel and Plastic panel with Metal Back Cover*
Display	*7seg - Latis - LCD - 21" - 12" - 10" - 8"*
Support	*5 years after sales service*



C2T-7S-12 C2T-7S-12 C2T-7S-12 C2P-7S C2P-7S

Technical Drawing



Button Design And Type



Frame color can be ordered



7010 7020 7030 7040 8010 8020 8030 8040

ARAY
TOUCH COMPANY



FLOOR ELEVATOR KEY

CWT

touch sereis

The CWT series elevator car panels are crafted from wooden panels and come with personalized touch-sensitive buttons that have a stylish stainless-steel finish. These panels are designed with utmost care and are made to order, giving you the freedom to choose from a variety of display options to match your unique style.

Technical Information	CWT
Installation location	*Inside the elevator car*
Installation Method	*Surface-mounted Inside the elevator car*
Panel Dimensions	*Custom-made*
Panel Variety	*Custom-made*
Material	*Wood*
Display	*7seg - Latis - LCD - 10" - 8"*
Support	*5 years after sales service*

FLOOR ELEVATOR KEY

CWP

—push button sereis

The CWP series elevator car panels are wooden panels with covered buttons. These panels are specifically designed and custom-made according to your order, and they can be equipped with various displays to suit specific needs.



Technical Information	CWP
Installation location	Inside the elevator car
Installation Method	Surface-mounted Inside the elevator car
Panel Dimensions	Custom-made
Panel Variety	Custom-made
Material	Wood
Display	7seg - Latis - LCD - 10" - 8"
Support	5 years after sales service

ARAY
TOUCH COMPANY

D sereis
Cabin Panel

Almost every shopping center or large store has an elevator nowadays. The elevator serves as the final point of interaction with customers, especially right before they make a purchase. It is the moment when you can still influence people's opinions with a special offer they can't refuse.




JOIN OUR
ELEVEN SQUARE
YOGA
CLASSES NOW
ELEVEN SQUARE YOGA
UPCOMING CLASSES
NEXT DATES
30.09.2020 8pm
02.10.2020 4pm
14.10.2020 8pm
22.10.2020 4pm
Sunday
29.09.2020
15:34
Weather
today
30°

ARAY
TOUCH COMPANY



CABIN ELEVATOR PANEL

D43

The D43 series in-cabin call panels are part of the elevator car call panels, featuring a large 43-inch display and the Android operating system. These panels are designed for in-car installation and can be recessed inside the elevator car. The panels in this series are available in black, and the button design as well as the inclusion of coding and touch-screen telephone systems are customizable options. A card-based system for floor call-ups is also available in this series.

Technical Information	D43
Installation location	*Inside the elevator car*
Installation Method	*Placing the back Cover as a built-in Inside the elevator car*
Panel Dimensions	*2100 x 600 mm*
Material	*Glass panel with Metal Back Cover*
Display	*43" 4K Display*
Operating system	*Android*
Support	*5 years after sales service*

CABIN ELEVATOR PANEL

DT43

The DT43 series in-cabin call panels are a part of the elevator car call panels with large displays and an Android operating system. These panels are designed for floor call-up and can be recessed inside the elevator car. They feature a 43-inch display and touch-sensitive floor call-up buttons integrated into the Android-based display. This series comes with a full touch-screen coding system and telephone system under the Android operating system, supporting multiple live languages worldwide. Customization and installation of various themes are among the features of this series. The panels of these call panels are available in black, and you can utilize an electronic tag system and card system with these call panels as well.



Technical Information	DT43
Installation location	Inside the elevator car
Installation Method	Placing the back Cover as a built-in Inside the elevator car
Panel Dimensions	2100 x 600 mm
Material	Glass panel with Metal Back Cover
Display	43" Touch Screen 4K Display
Operating system	Android
Support	5 years after sales service

ARAY
TOUCH COMPANY

CABIN ELEVATOR PANEL

DT32



The DT32 series in-cabin call panels are part of the elevator car call panels, equipped with large displays and the Android operating system. These panels are designed for floor call-up and can be recessed inside the elevator car. The standout feature of this series is the 32-inch display and touch-sensitive floor call-up buttons integrated into the Android-based display.

This series features a full touch-screen coding system and telephone system under the Android operating system, supporting multiple live languages worldwide. Customization options and the installation of various themes are among the notable features of this series.

The panels of these call panels are available in black, and you can also utilize an electronic tag system and card system with these call panels. Additionally, these call panels can be configured both horizontally and vertically to suit your needs.

Technical Information	DT32
Installation location	Inside the elevator car
Installation Method	Placing the back Cover as a built-in Inside the elevator car
Panel Dimensions	1000 x 500 mm
Material	Glass panel with Metal Back Cover
Display	32" Touch Screen 4K Display
Operating system	Android
Support	5 years after sales service

CABIN ELEVATOR PANEL

D32

The D32 series in-cabin call panels are part of the elevator car call panels, featuring a 32-inch display and the Android operating system. These panels are designed for in-car installation and can be recessed inside the elevator car. The panels in this series are available in black, and both the button design and the inclusion of coding and touch-screen telephone systems can be customized.
A card-based system for floor call-ups is also available in this series. These call panels can be configured both horizontally and vertically.



Technical Information	D32
Installation location	*Inside the elevator car*
Installation Method	*Placing the back Cover as a built-in Inside the elevator car*
Panel Dimensions	*1000 x 500 mm*
Material	*Glass panel with Metal Back Cover*
Display	*32" 4K Display*
Operating system	*Android*
Support	*5 years after sales service*

ARAY
TOUCH COMPANY

CABIN ELEVATOR PANEL

DT21



The DT21 series call panels are a part of elevator car call panels, featuring a large 21-inch display and the Android operating system. These panels are designed for floor call-up and can be recessed inside the elevator. The 21-inch display and touch-sensitive floor call buttons are integrated into the Android-based display. This series comes with a full touch-screen coding system & telephone system under the Android operating system, supporting multiple languages from around the world. Customization options and the installation of various themes are notable features of this series. The panels of these call panels are available in black, and you can also utilize an electronic tag system and card system with them. These call panels can be configured both vertically and horizontally.

If desired, various graphic designs with LED lighting at the bottom of the panels (vertically) can be implemented based on your preferences.

Technical Information	DT21
Installation location	Inside the elevator car
Installation Method	Placing the back Cover as a built-in Inside the elevator car
Panel Dimensions	1000 x 500 mm (Horizontal)
Material	Glass panel with Metal Back Cover
Display	21" Touch Screen FHD Display
Operating system	Android
Support	5 years after sales service

CABIN ELEVATOR PANEL

D21

The D21 series call panels are a part of the elevator car call panels, featuring a 21-inch display and the Android operating system. These panels are designed for floor call-up and can be recessed inside the elevator. These panels are available in black, and they provide the flexibility for button customization, including the option for a coding system and a touch-sensitive telephone system. Additionally, a card system for floor call-ups is available in this series. Versatility is offered by these call panels, as they can be configured both horizontally and vertically to meet your preferences. If desired, various graphic designs with LED lighting at the bottom of the panels (vertically) can also be incorporated based on your preferences.



Technical Information	D21
Installation location	Inside the elevator car
Installation Method	Placing the back Cover as a built-in Inside the elevator car
Panel Dimensions	2100 x 350 mm
Material	Glass panel with Metal Back Cover
Display	21" FHD Display
Operating system	Android
Support	5 years after sales service

ARAY
TOUCH COMPANY

APS ANDROID PHONE SYSTEM

The DT series call panels, equipped with the Android operating system, provide software developers at Aray Company the capability to integrate these touch-sensitive panels with landline phones in an elegant and user-friendly manner inside the elevator. Among the features of these Android touch phones, one can mention customizable dialing with the available keypad and the ability to save important numbers for quick access.



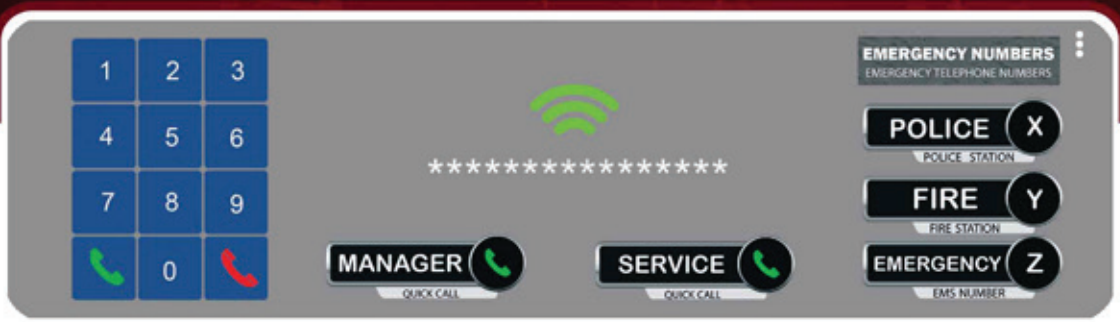

ARAY
TOUCH COMPANY

ACS ANDROID CODING SYSTEM

To enhance security and restrict access by unauthorized individuals, Aray Company installs a coding system on the elevator call panels. This implementation is carried out in DT series call panels in the form of software under the Android operating system. These systems support various languages.

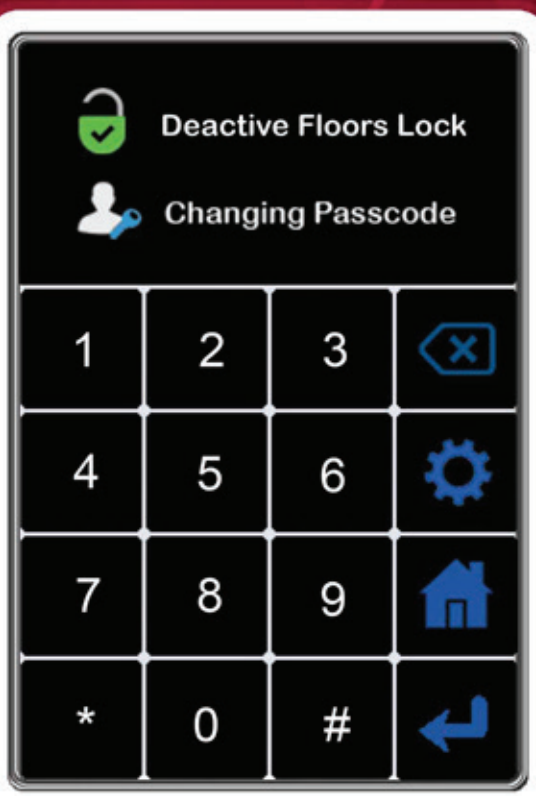

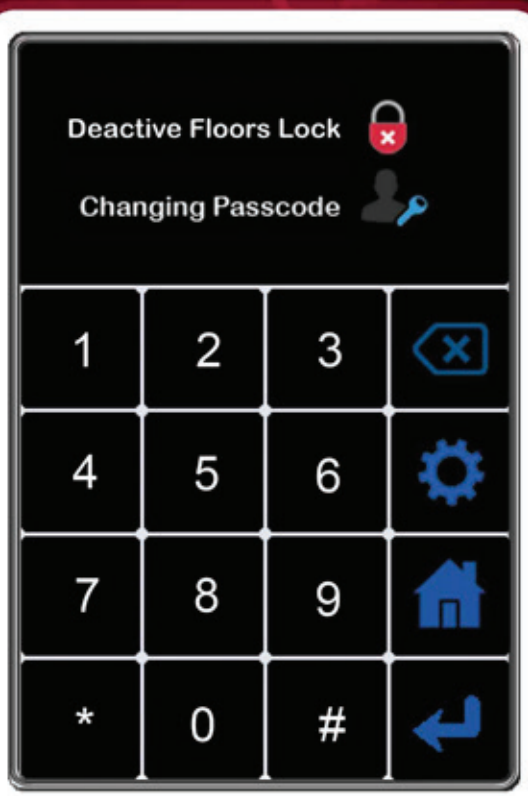



ARAY
BOARD PRODUCT

Having well-educated, experienced, and specialized personnel in Owj Resan Company facilitates our pursuit of ambitious objectives. These objectives encompass enhancing service quality, delivering exceptional customer service, and driving innovation within the elevator industry. Without hesitation, the most valuable asset of Owj Resan Tabriz Company lies in its capable, specialized, and dedicated staff, who have played a pivotal role across all sectors and phases in the advancement of Owj Resan Company through the implementation of organizational discipline and the assimilation of knowledge and expertise.



ARAY
TOUCH COMPANY

PRODUCTION

DIGITAL DISPLAY HEAD

sereis

These displays are affixed to the elevator landing doors, serving as indicators of the cabin's position on each floor. They are available in a variety of materials, display types, colors, and various stainless-steel options.



HS1M Sereis

HS1M-MA 200*1000 mm



HG1M Sereis

HG1M-MA 200*1000 mm



HS Sereis

HS-7S 91*227 mm



HS Sereis

HS-MA 91*227 mm



HG Sereis

HG-LA 180*250 mm



ARAY
TOUCH COMPANY

Digital Kiosk



Digital touchscreen kiosks serve the purpose of familiarizing clienteles visitors with organizational programs and information. They also function as floor and room guides for larger institutions, universities, and commercial complexes. Placing touchscreen kiosks near entrance doors and on each floor can notably diminish visitor confusion and streamline processes. This series of touchscreen displays presents a fitting solution for assisting tourists and travelers at airports and hotels, and their applicability extends to museums and exhibitions. Digital touchscreen kiosks provide an optimal means of directing visitors in sizable shopping centers, digitally showcasing product menus, and delivering electronic services in lecture halls



ARAY
TOUCH COMPANY

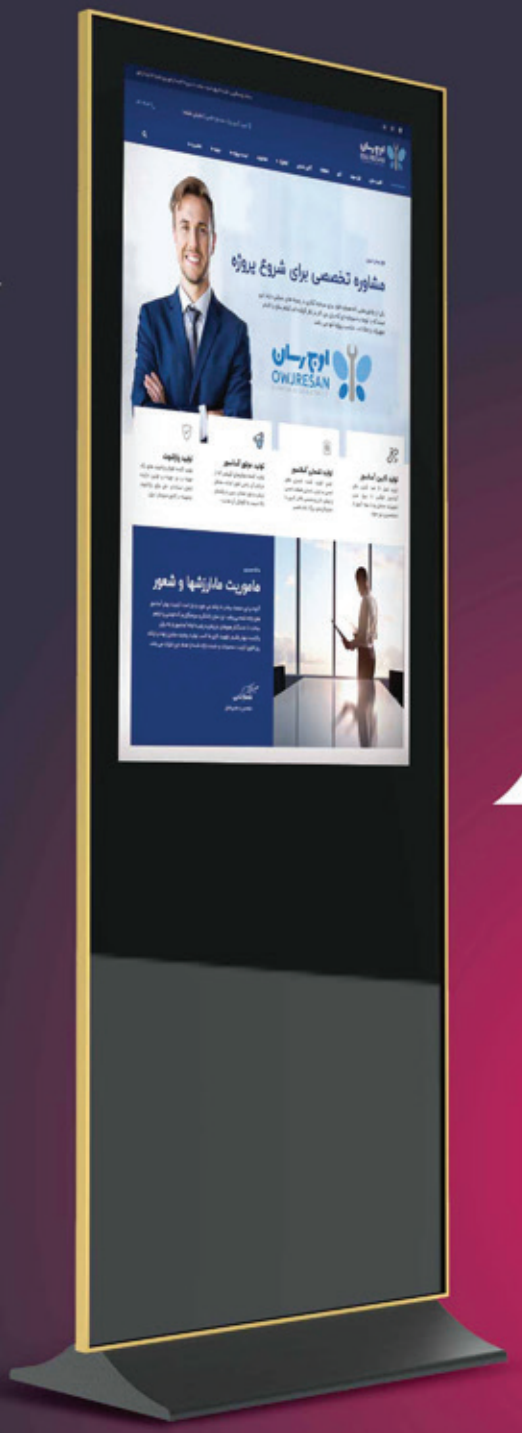

DIGITAL KIOSK

S sereis

The S series touchscreen stands are another product by Aray under the brand Elay. In today's business landscape, non-presence services and digital product presentation hold a distinct place. This product series is particularly designed for businesses seeking a fully touchscreen digital assistant to present and sell their products in their workspace. It serves both as a touchscreen for product selection and viewing for customers and as a display solely for showcasing videos and advertising banners for the respective business. It supports Android and Windows operating systems. The touchscreen used in the production of this product is among the fastest and thinnest available. The displays used in this product series employ industrial-grade panels, delivering 4K quality for viewers. This series of products is available in sizes ranging from 32 inches to 65 inches, adaptable to customer needs

Windows android

Finger Touch Screen Digital Display
Smart Panel Interactive Teaching Board

DIGITAL KIOSK

K*sereis*

This product series is available in sizes ranging from 32 inches to 65 inches, adaptable to your needs. It supports both Android and Windows operating systems. The touchscreen utilized in the production of this product is among the fastest and thinnest touchscreen displays available. The displays used in this product series employ industrial-grade panels, delivering 4K quality for viewers.



Windows android

Finger Touch Screen Digital Display
Smart Panel Interactive Teaching Board



DIGITAL KIOSK

Vsereis

Elay, another product line by Aray, includes digital touch-screen showcases. In today's business environment, non-presence services and digital product presentation have gained significant importance. This product series empowers businesses to showcase their products beautifully in minimal space, even when their physical locations are closed for the night. It allows you to view and select products remotely and make purchases without physical presence. The product supports both Android and Windows operating systems and utilizes one of the fastest and thinnest touchscreen technologies available. The displays in this product series employ industrial-grade panels, delivering a high-quality 4K experience for viewers.

Windows android

Finger Touch Screen Digital Display
Smart Panel Interactive Teaching Board

DIGITAL KIOSK

M*sereis*

ARAY
TOUCH COMPANY

Digital touchscreen tables are an ideal solution for those who require a large touchscreen surface for gaming, reading, presenting projects, or watching videos. This product series offers sizes ranging from 21 inches to 85 inches and can be customized to suit the desired environment and table type. The touchscreen technology utilized in the production of this product is among the fastest and thinnest available. The displays featured in this product series employ industrial-grade panels, delivering a high-quality 4K viewing experience for users.



Windows android

Finger Touch Screen Digital Display
Smart Panel Interactive Teaching Board

ARAY
TOUCH COMPANY

Push Button

Aray's manufactured call -up push buttons are available in two types: plastic and metal bodies, often known as mechanical buttons due to their straight-forward yet practical functionality. These push buttons can be regarded as switch tools, not only for controlling industrial machinery but also for various other processes. Their operation involves accepting an external mechanical force, typically applied by the user, to induce changes in the electrical circuit. Consequently, they play a role in summoning functions in elevators and ex-ecuting commands in other electronic devices



ARAY
TOUCH COMPANY

WIRELESS CALLING SYSTEM BOARD

The world's first wireless floor call -up system for elevators has been designed and introduced by Aray. This system represents a revolutionary advancement in elevator installation, operation, and user convenience. With this system, elevator call-up buttons can be placed in desired locations, even within a residence, allowing for elevator calling actions without the need for traditional elevator wiring. This can be achieved solely by accessing a power source and utilizing wireless waves, eliminating the need for conventional wiring in the elevator for calling buttons.



1 THE FIRST PRODUCER IN THE WORLD

BOARD
DESIGN & PRODUCT



IPHONE BOARD



INTERFACE SERIAL



MECHANICAL RELAY



RF BOARD



24 to 12 CONVERTOR



FTC SYSTEM

Coding system and phone votes
With the ability to call and code on
floors up to 24 floors

THE FIRST
PRODUCER IN
THE WORLD

DISPLAY
ELEVATOR PANEL



■ LCD FLOOR 55 *105 mm

■ LATIS FLOOR 55 *105 mm



■ LATIS CABIN 94 *170 mm



■ MATRIX H 75 *260 mm



■ 7SEGMENT CABIN 134*144 mm



■ 2X7SEGMENT CABIN 100 *120 mm



■ 7SEGMENT 110*55 mm



■ 2X7SEGMENT 110*55 mm



■ MATRIX 90*55 mm

DISPLAY
ELEVATOR PANEL











inch	millimeter
55	1234*707
43	940*528
32	700*390
21	265*475
12	257*145
10	220*122
8	160*120
7	155*85

FARAZ SAHAND

فـراز سهند

ELEVATOR SAFETY PARTS



Owj Resan Tabriz, in its pursuit of manufacturing and delivering high-quality elevator products, has collaborated with Sahand Faraz Safety Industry to design and produce one-way and two-way elevator safety brakes (one-way parachute and two-way) with national standard certification. This marks the first-ever introduction of such safety brakes in the history of the Iranian elevator industry under the brand name "Faraz Sahand".

Elevator Safety Mechanism Using Parachute Brakes

The safety brake (parachute) in an elevator consists of a mechanism that, according to predetermined designs by the elevator designer or technical manager, is placed either at the top or bottom of the elevator cabin using lift design software. This system comprises two jaws (claws), and if the cabin's speed within the elevator shaft exceeds the permissible limit, the parachute is triggered by the governor. It engages by clamping the jaws onto the elevator rails, bringing the cabin to a minimum stop with minimal passenger impact, thus .ensuring the safety of passengers

Components of Elevator Parachute Mechanism

The primary components comprising the elevator parachute system include the main body, the movable jaws, the fixed jaw, the spring mechanisms of the fixed jaw, and the headframe (governor head) .

Functioning of the Parachute System in Elevators

The operation of the elevator brake system is inherently simple. If the elevator's speed exceeds the predetermined safety threshold, a cable, which runs from the governor head into the shaft, is actuated based on the cabin's speed. When the cabin speed exceeds the set limit, the governor cable, connected to a lever linked to the safety brake, initiates and activates the system. As a result, the brake jaws rapidly and forcefully close due to the standard friction, effectively and promptly halting the cabin's movement with the required deceleration.

FARAZ SAHAND
ELEVATOR SAFETY PARTS

PRODUCTION

ELEVATOR BIDIRECTIONAL PARACHUT



In gearless elevators, the machine speed is regulated through an inverter, which controls the machine speed by manipulating the frequency. If this system experiences a malfunction, there is a possibility of unauthorized speed increase in both upward and downward movements. In the absence of a governor, a collision with the elevator shaft's ceiling could result in irreparable damage to the elevator. One-way parachutes can only prevent unauthorized movement in the downward direction, whereas two-way parachutes extend this safety feature to modern gearless elevators, ensuring safe operation and preventing non-standard speed in both upward and downward movements.

Technical Specifications

P+Q	2100 - 1600	1600 - 1200	1200 - 800
Speed		1/6 m/s	1 m/s
Rail		T 16	T 9

FEATURES OF FARAZ SAHAND BRAND

PARACHUT

Faraz Sahand

Microswitches in Faraz Sahand Parachutes :

The microswitches installed on parachutes serve to interrupt the safety circuit during parachute deployment, preventing the elevator's operation. The microswitches, a part of the elevator safety system, not only deactivate the safety circuit but also inhibit the elevator machine's movement until the elevator issue is resolved. This precautionary measure ensures that the elevator cabin remains stationary in abnormal conditions, preventing damage to the rails and elevator system.

Advantages of Reusable Faraz Sahand Parachutes:

In the parachutes manufactured by Owj Resan under the Faraz Sahand brand, once deployed and taking into account the integrated mechanism, these components can be reused without compromising quality and performance in the elevator parachute cycle. This feature helps avoid additional expenses related to the disposable nature of certain parachutes. The parachute is either attached to the sling (frame) or is an integral part of it. When the parachute is triggered in the opposite direction, it disengages and becomes ready for reuse.

Appropriate and ample rail spacing between the fixed and movable jaws in Faraz Sahand parachutes:

This advantage, especially in locations where rail installation may have minor imperfections, allows installers to easily set up and utilize the parachute. In Faraz Sahand T16 parachutes, the distance between the fixed and movable jaws is 25 millimeters, while in Faraz Sahand T9 parachutes, this distance is 18 millimeters.

Ease of installation with adjustment screws in Faraz Sahand parachutes:

Typically, during the installation of parachutes, a- 2millimeter gap between the rail and the fixed jaw is considered. This gap can be easily adjusted after the installation of Faraz Sahand parachutes through the adjustment screws located on the governor head.

TECHNICAL DRAWING

DIRECTIONAL

ELEVATOR PARACHUT



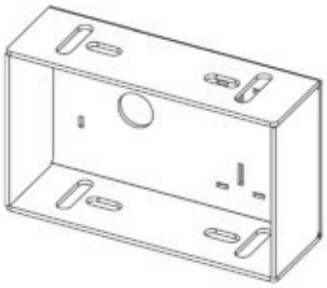

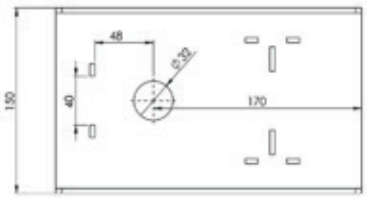

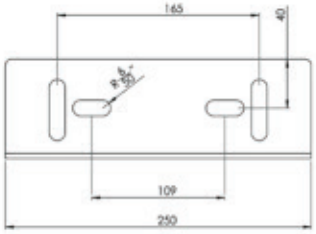

TECHNICAL DRAWING

BIDIRECTIONAL

ELEVATOR PARACHUT



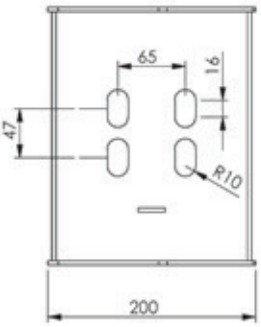

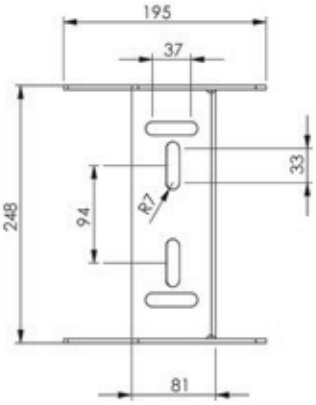

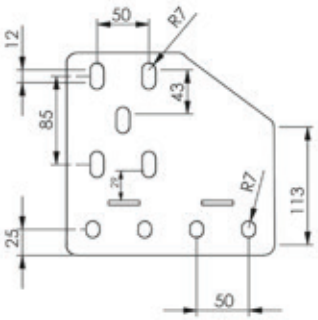

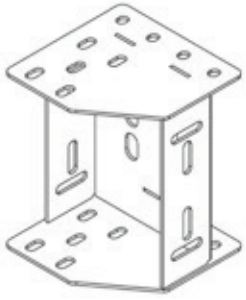

T9 DIRECTIONAL ELEVATOR PARACHUT

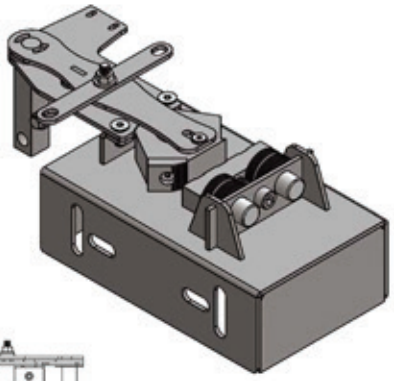

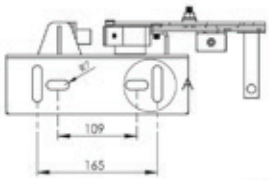

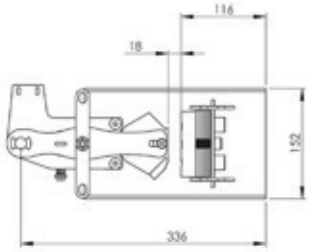

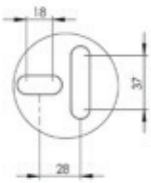

DETAIL A
SCALE 2 : 5

T16 DIRECTIONAL ELEVATOR PARACHUT

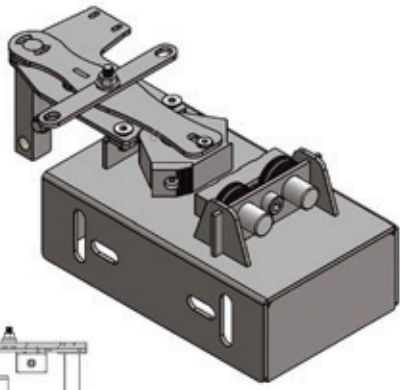

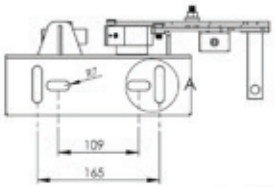

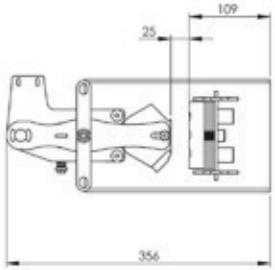

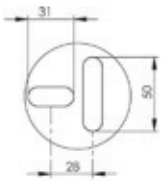

DETAIL A
SCALE 2 : 5

T9 BIDIRECTIONAL ELEVATOR PARACHUT

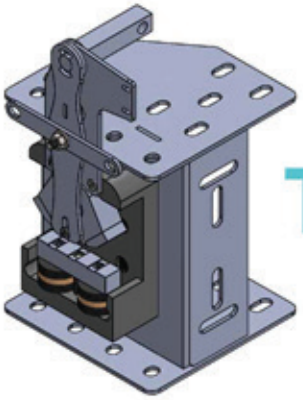

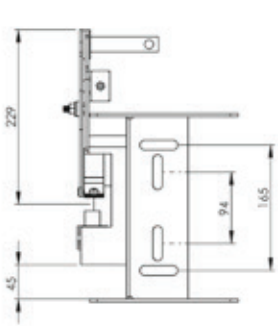

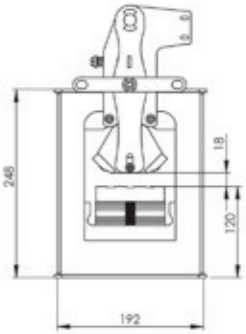

T16 BIDIRECTIONAL ELEVATOR PARACHUT

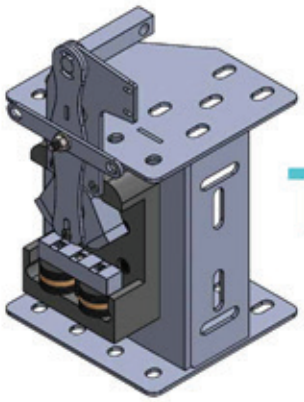

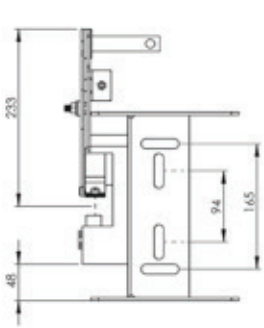

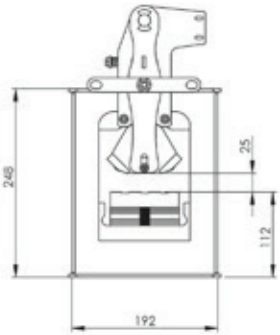

اوج رسان
OWJRESAN
ELEVATOR & ESCALATOR CO.



ELEVATOR

CONTROL PANEL

Elevator Control Panel

The Arcel Elevator Control Panel is one of the integrated products offered by Owj Resan Tabriz, known for its exceptional motion quality and user-friendly interface. This product is used in traction elevators and provides control capabilities for machines with speeds ranging from 4 meters per second to 64 stops. Additionally, this control panel is compatible with various types of AC single-phase, AC three-phase, and DC doors, available in two and three-door configurations, each with unique features. The Arcel Elevator Control Panel is available in power ratings from 5.5 kilowatts to 37 kilowatts in three different sizes. It offers emergency backup support through a UPS system with minimal downtime and can control up to eight elevators simultaneously. Utilizing the most powerful and up-to-date hardware panel (AREM), this control panel allows access to system settings and monitoring from any point within the elevator, including the control panel, inside the cabin, and on various floors. Owj Resan Tabriz utilizes renowned global brands such as Gefran, Arkel, HPMont, INVT, Monarch, Yaskawa, and Zihel Abegg in the production of elevator control panels. The company aims to achieve customer satisfaction by providing high-quality services and strives to meet the standard requirements for its produced control panels, particularly with the Arcle Arcode Drive.

OWJRESAN
ELEVATOR & ESCALATOR CO.



PRODUCTION

CONTROL PANEL
MRL
sereis

The MRL elevator control panel, in addition to having different dimensions compared to the MR elevator control panel, includes a control panel that activates the machine in emergency situations. The most significant advantage of the MRL control panel is its emergency control system for movement and monitoring due to the lack of direct access to the machine. The speed governor is also controllable in MRL panels. The requirements for this control panel system include the presence of an internal three-phase box in the panel and the use of DC contactors to reduce noise during panel operation.

The Arcle elevator control panel offers the following features:

- *Capable of group installation for up to 8 elevators.*
- *Can handle up to 64 floors and a speed of 4 meters per second.*
- *Programmable inputs and outputs.*
- *Direct Approach motion with a unified controller and pulse programming.*
- *Accessibility and parameter adjustment via CAN-BUS network with AREM connection.*
- *Anti-roll-back capability.*
- *Data storage and error logging on an SD card.*
- *Equipped with RFI and EMI filters for noise reduction.*
- *Automatic self-tuning and shaft learning. Uninterrupted operation using a A14 , A17 , A26 , A35 or A50 UPS.*
- *Integrated system with CAN-BUS without the need for an internal three-phase box system.*
- *Internet connectivity capability.*
- *Ability to define 3 levels of access (installer, service personnel, and user).*
- *CE certification and full compliance with EN+81 A3 standards.*
- *Shortest travel time with automatic point reduction detection and precise leveling by the self-leveling calculator, without the need for additional equipment or settings in high-speed systems and tall buildings.*

CONTROL PANEL

MR

sereis

The MR elevator control panel is specifically designed for use in elevator machine room environments and comes with its own set of advantages and disadvantages compared to the MRL type. One of the advantages of using this type of panel is the ease of control and adjustment, particularly due to the larger available space compared to MRL types. Both MR and MRL control panels are produced by Owj Resan Tabriz and are available in the market .

The Arcle elevator control panel offers the following features:

- *Capable of group installation for up to 8 elevators.*
- *Can handle up to 64 floors and a speed of 4 meters per second.*
- *Programmable inputs and outputs.*
- *Direct Approach motion with a unified controller and pulse programming.*
- *Accessibility and parameter adjustment via CAN-BUS network with AREM connection.*
- *Anti-roll-back capability.*
- *Data storage and error logging on an SD card.*
- *Equipped with RFI and EMI filters for noise reduction.*
- *Automatic self-tuning and shaft learning.*
- *Uninterrupted operation using a A14 , A17 , A26 , A35 or A50 UPS.*
- *Integrated system with CAN-BUS without the need for an internal three-phase box system.*
- *Internet connectivity capability.*
- *Ability to define 3 levels of access (installer, service personnel, and user).*
- *CE certification and full compliance with EN+81 A3 standards.*



OWJRESAN
ELEVATOR & ESCALATOR CO.

CONTROL PANEL

ARCUBE

sereis

The Compact Archube product by Arcle is considered a new-generation control panel due to its remarkable 3VF system. It can be called a multi-functional package in the elevator as it takes on the tasks of several peripheral components by it self. For example, in addition to having control boards and a rescue system, it also handles the inverter function, thereby increasing energy efficiency and protecting the elevator machine against voltage fluctuations. This control panel has the ability to simultaneously control two elevators in a duplex configuration, making it a good choice for residential and commercial complexes with two elevator lines.



> *Another notable feature of this product is that it can be installed and operated with just 17 flexible cables or travel. Its lightweight and easy installation add to its special advantages.*

- *A combination of an inverter, elevator control board, rescue system, and other electrical components in a compact, lightweight, and easily installable product.*
- *It can work with both synchronous and asynchronous machines and is designed without contactors, utilizing STO technology.*
- *The compact system is in line with current world standards and is compatible with EN۲۰۰-۸۱ standards.*
- *Installation and operation require only ۱۷ flexible cables, and it offers Direct Approach (no walkway) functionality.*
- *It can work in Open and Close modes, be installed in parallel, and use Can Bus.*
- *Easy installation, ability to group up to ۴ elevators,*
- *maximum startup speed of ۱.۷۵ meters per second, and the ability to provide pre-opening of doors (ADO).*
- *It can be used in Full Collective and Selective Collective modes and is available in ۴ models based on machine amperage (۱۰A, ۱۴A, ۱۷A, ۲۴A).*
- *It includes an advanced torque production system during the start of movement (Anti-Rollback).*

ARKEL
CONTROL PANEL

PRODUCTION

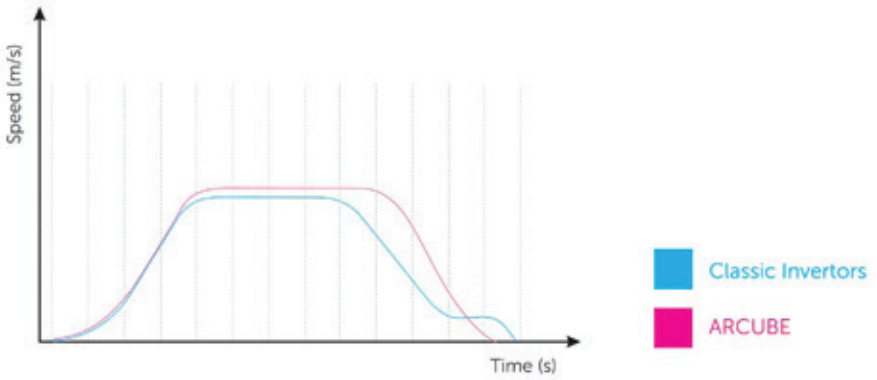

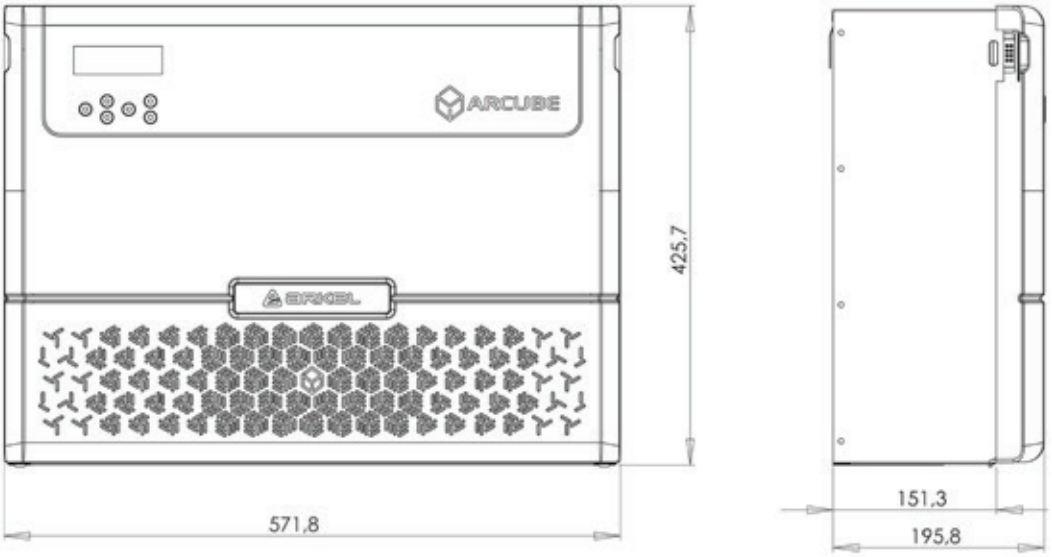

Features of ARCUBE

Number of Stops	16
Drive Type	Traction
Cabling	Serial or parallel connection options with LOPs and COPs ARCODE compatible serial communication units
Car Positioning	Magnetic switches or motor encoder
Door Bridging	Available
Models	4 kW (10A) / 5.5 kW (14A) / 7.5 kW (17A) & 11 kW (26A)
Control Type	Single Button Collective, Double Button Collective
Group Control	Duplex
Elevator Speed	1.75 m/s
Motor Drive type	Contactorless drive with STO function
Compliance to Standards	EN 81-20
Rollback Prevention	*Rollback prevention at start through pre-torque and anti-rollback functions*

OWJRESAN
ELEVATOR & ESCALATOR CO.

CONTROL PANEL

ARCODE

sereis

Control panels are used to control and direct the movement of elevators. These panels must be capable of controlling the main elevator machine. Among the other capabilities of these panels is the ability to process requests from the cabin and various floors. Controlling all components and electrical installations such as brakes, switches, cabin doors, as well as electrical protection and safety, are other tasks that fall under the responsibility of the control panel.

> *In addition to these general functions that any type of control panel must have, the Arcode Arcel gearless panel has other features that we will mention below. The most important feature of ARCODE is the Direct Landing design.*



- *The Arcode system installation and configuration tools provide communication(connection) with the main processor from any point in the CAN-BUS network (machine room, control cabinet, inside the cabin, and more).*
- *They offer the capability to monitor the overall elevator system's performance, including input and output status, encoders, doors, cabin position, and more.*
- *Users can adjust all system parameters and back up data to an SD memory card.*
- *The system's software can be upgraded with the help of AREM.*
- *One of its key features is achieving the shortest travel time by eliminating walking time through dynamic curve calculation, precise level landing detection, and automatic speed reduction point identification, all without the need for additional equipment or settings in high-speed and high-floor systems.*

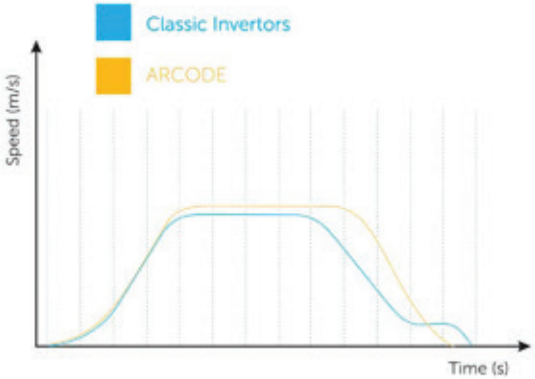

arkel
CONTROL PANEL

PRODUCTION

B size case dimensions

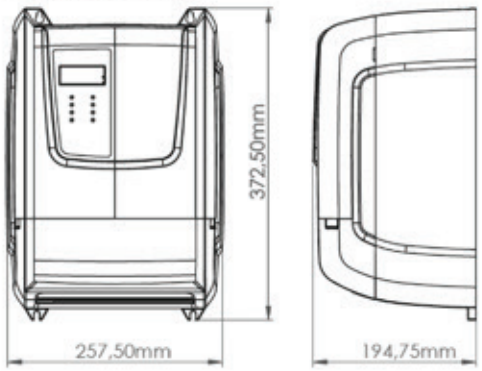

C size case dimensions

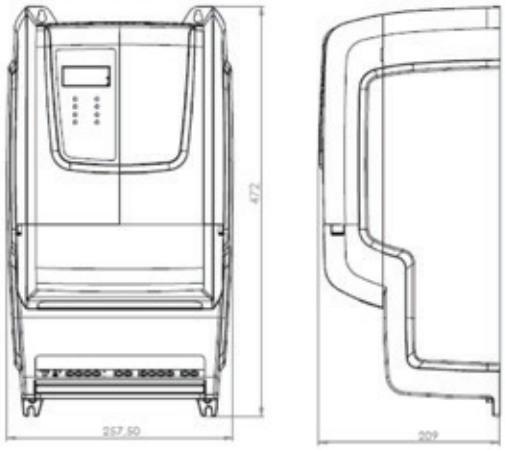

MECHANICAL INSTALLATION

Installation Area	Indoors
Ambient Temperature	-10°C to +40°C (NEMA Type 1 enclosure) -10°C to +50°C (IP00 enclosure) Drive reliability improves in environments without wide temperature
	fluctuations. When using the drive in an enclosure panel, install a cooling fan or air conditioner in the area to ensure that the air temperature inside the enclosure does not exceed the specified levels. Do not allow ice to develop on the drive.
Humidity	95% RH or less and free of condensation
Storage Temperature	-20 to +60°C
Surrounding Area	Install the drive in an area free from: • oil mist and dust • metal shavings, oil, water or other foreign materials • radioactive materials • combustible materials (e.g., wood) • harmful gases and liquids • excessive vibration • chlorides • direct sunlight
Altitude	
Vibration	
Orientation	Install the drive vertically to maintain maximum cooling effects.

LINE VOLTAGE	CASE SIZE	MOTOR POWER KW(HP)	NOMINAL OUTPUT CURRENT	MODEL TYPE
3 Ph. 340 - 420 VAC	B Size	5.5KW (7.5HP)	14A	4B14A
		7.5KW (10HP)	17A	4B17A
		11KW (15HP)	26A	4B26A
	C Size	15KW (20HP)	35A	4C35A
		22KW (30HP)	50A	4C50A
	D Size	37KW (50HP)	75A	4D75A

ELECTRICAL INSTALLATION

DRIVER			
Model Name	4B14A	4B17A	4B26A
Optimum Machine Power	5.5 kW(7.5HP)	7.5 kW(10HP)	11 kW(15HP)
Nom. Output Current(Inom)	14 A	17 A	26 A
Max. Output Current (< 6 s)	28 A	34 A	52 A
Brake resistor (B,P)	50Ω / 1kW	50Ω / 1kW	40Ω / 1kW
Power Input(L1,L2,L3)	AC 3 Ph., 320-420V, 50/60 Hz		
Power Output (U,V,W)	AC 3 Ph., 0-400V, 0-100Hz		
Included EMC filters	DC Choke EMI/RFI Filter		
Evacuation(ES1,ES2)	60-120VDC battery supply input 220VAC single phase line supply input		

Controller		
Supply voltage	24VDC (20-28VDC)	
Power consumption		
Encoder type	ENCI (asynchronous)	HTL or TTL, 500 – 4096 pulse incremental
	ENCA (synchronous)	EnDat, SSI and SinCos protocols supported absolute encoder
Serial Communication	2 CANBUS (shaft and car) 3 RS485 (2 Full-Dublex,1 Half Duplex)	
Relay outputs	4 Programmable relay output(10A@250VAC, 10A@30VDC) 1 Main contactor relay output(10A@250VAC, 10A@30VDC)	
Signal inputs	16 Programmable input (24VDC, 3mA sink) Floor level magnetic switches(ML1,ML2)	
Motor PTC		
Transistors outputs	4 programmable transistor outputs(open collector Imax:200mA)	
Door bridging	Door bridging board connector (reserved)	
Cooling	Air ventilation and aluminum cooler	
Safety circuit	48-110-220VAC	
User interface	4 digit seven segment plus 8 LED indicator	
Logging	SD card logging	

OWJRESAN
ELEVATOR & ESCALATOR CO.

PRODUCTION

AREM MOBILE BLUETOOTH TRANSMITTER

BOXED

sereis



- *"Ease of use with mobile phones and wireless tablets, user-friendly, portable, parameter sharing via WhatsApp and email, capable of viewing even the smallest details with high-quality images, easy error detection, fast and reliable system updates simultaneously supporting all ARCODE systems, various access modes for 3 different user profiles (installation expert, service technician, regular user).*
- *Thanks to the AREM MOBILE dongle, you can easily upload and back up system parameters from your mobile phone via Bluetooth and transfer them quickly. Our mobile app is available on Google Play and will soon be available in the App Store.".*

arkel
CONTROL PANEL

CONTROL PANEL
AREM
sereis

- *TFT 330 x 240 user-friendly display screen provides the capability to view even the smallest details with high-quality images.*
- *It allows system control from any point on the CAN BUS network, easy error detection, quick and reliable system updates via AREM.*
- *It supports all ARCODE system components, offers various access modes for three different user types (installation specialist, service technician, regular user), and facilitates simple and fast parameter uploading, backup, and transfer using an SD card.*

OWJRESAN
ELEVATOR & ESCALATOR CO.



ARKEL
CONTROL PANEL

OWJRESAN
ELEVATOR & ESCALATOR CO.





ARKEL
CONTROL PANEL

PRODUCTION

MIDLINE HIGHLINE DANGEL

sereis

The ARKEL dongle is one of the most up-to-date and advanced systems globally, providing access and programming to elevator systems without the need for direct access to the elevator control panel, making it convenient for users.

*The **MIDLINE** dongle is required when an elevator has a speed of more than 1.6 meters per second up to 2.5 meters per second, or when the number of floors is between 16 to 24 , or when there are more than 2 elevators in a group. This dongle is connected to the CAN terminal inside the control panel and the system needs to be updated after its installation.*

*The **HIGHLINE** dongle is required when an elevator has a speed of more than 2.5 meters per second, or when there are more than 24 floors, or when there are more than 4 elevators in a group. Activation of special features such as Phase 2 Firefighter Operation, priority for VIP cabin commands, and the ability to park at a specific floor within a specific time range requires the installation of the HIGHLINE dongle. This dongle is connected to the CAN terminal inside the control panel, and the system needs to be updated after its installation.*

CONTROL PANEL
REVISION BOX
sereis

The Revision Box, as an intermediary, facilitates communication between the elevator cabin and the elevator control panel. These communications include the connection between the display and the flush panel inside the cabin, control sensors, cabin doors, power circuits, cabin safety systems, and more. Another application of the revision box is during elevator repairs or servicing. In this scenario, the elevator technician or service personnel can place the elevator in 'inspection mode' by activating the revision box, which disconnects all communications between the elevator cabin and the elevator control panel. Control of the elevator is then solely managed through the control keys on the elevator revision box. The revision boxes are typically made of steel or compressed plastic and feature keys for issuing commands.

BOARD **IBC S**



"The IBC S model interface board by ARCEL is a product designed to facilitate communication between the elevator control panel and the cabin's car operating panel using the CANBUS protocol. This board's notable features include seamless serial data transmission. It controls elevator door operations, the display and status indicators inside the cabin, sensors, and position switches, among other functions. One of the unique capabilities of this product is its compatibility with the installation of ARCEL's AREM system, allowing for system programming and monitoring directly from the elevator cabin."



PRODUCTION

BEST BRAND

CONTROLLER SYSTEM



YASKAWA | ZIHEL ABEGG | GEFRAN



ARKEL / HPMONT / INVT / MONARCH

اوج رسان
OWJRESAN
ELEVATOR & ESCALATOR CO.



Cabin

• DESIGNING • PRODUCTION • INSTALLATION •

Elevator Car & Components Production

With the blessings of the Almighty and the efforts of Owj Rasan Tabriz Company's personnel and engineers, in the year 2010 , the elevator cabin and associated components production unit was established. Owj Rasan Tabriz Company's primary concern has always been to create modern designs based on international scientific principles and deliver luxurious and high-quality elevator cabins. The elevator cabin manufacturing unit at Owj Rasan Tabriz, abbreviated as ORT, introduces its products to the market. This unit encompasses the design and production of various elevator cabins and structural components. One of the fundamental reasons for establishing Owj Rasan Tabriz's elevator cabin manufacturing unit was the lack of luxury, modern, and high-quality cabin producers in Iran. Previously, we had to source our cabin needs from other countries. Furthermore, considering that the elevator cabin is the most prominent and initial component visible in a building, the decision was made to establish a cabin production unit equipped with state-of-the-art facilities and a unique vision. Owj Rasan Tabriz's cabin manufacturing unit conducts its work processes based on international scientific principles. In addition to producing various types of cabins, this unit manufactures some of the necessary components in the elevator industry with modern and effective designs.



PRODUCTION

DESIGN TEAM
CABIN PRODUCTION

CABIN DESIGN
TECHNICAL ENGINEERS

The design team at Owj Resan Tabriz's Cabin Production Unit strives to harmonize the interior space of elevator cabins with the architectural styles and building usage, taking into account the structure of the buildings. With up-to-date knowledge and the use of specialized design and architectural software in the interior decoration of elevator cabins, it enables more precise and beautiful choices for customers before production. With special care and the dedicated efforts of its staff, Owj Resan Tabriz produces luxurious and high-quality cabins that align with customers' preferences, including their choice of materials. Additionally, they collaborate on equipping, beautifying, and ensuring the safety of projects for other partners. The Cabin Production Unit at Owj Resan Tabriz follows international scientific principles in its work processes, and its output typically results in very safe, beautiful, and customer-friendly products.





PRODUCTION

- Types of Elevator Structures
- Types of Elevator Applications
- Types of Elevator Car & Structures
- Gallery of Elevator Models

اوج رسان
OWJRESAN
ELEVATOR & ESCALATOR CO.







ELEVATOR CABIN \ PRODUCTION

OWJRESAN
ELEVATOR & ESCALATOR CO.



PRODUCTION

MR
ELEVATOR TYPE
TECHNICAL MODEL

TYPES OF ELEVATOR STRUCTURES

ELEVATOR TYPES

Most elevators used today are powered by electric machines. These elevators can be divided into two main types: hydraulic and traction, each with its unique characteristics. However, there are other types of elevators with distinct structures that find applications in various projects. In the following, we will introduce different types of elevators and become more familiar with the two more common models, namely hydraulic and traction.

Elevators with Machine Room

Traction elevators use a relatively simpler system compared to hydraulic elevators.
In traction elevators, the elevator car is connected to one end of a cable or rope, while the other end has a counterweight. The cable or rope passes over a pulley that is rotated by an electric machine. When the pulley rotates, it causes the cable or rope to move in one direction, either lifting the elevator car upwards while lowering the counterweights or vice versa.

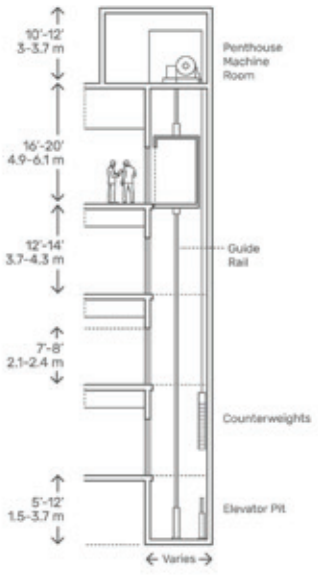

Structure of Machine Room-Less Elevator

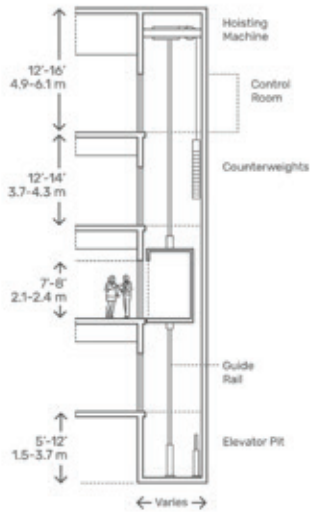

Machine Room-Less (MRL) elevators are modern traction elevator systems that utilize a top-of-shaft elevator machine to lift the elevator car. The popularity of this series lies in the elimination of the machine room, which is essential for traction elevators.
MRL elevators require less space and are typically used in buildings with height restrictions, limited space for a machine room, or when rooftop elevator stops are desired.



Structure of a Hydraulic Elevator

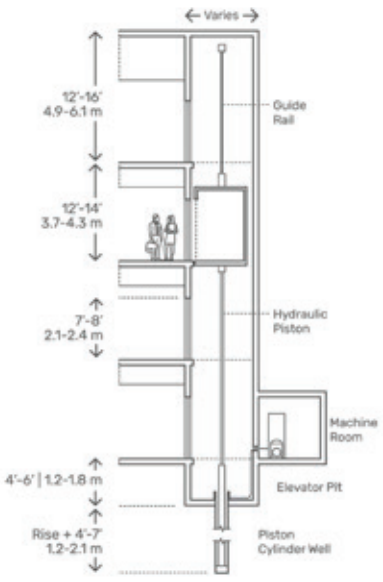

Hydraulic elevators are equipped with an electric machine responsible for pumping oil.
This machine, by transmitting force to a hydraulic jack, moves the cabin. All these components are located inside the elevator shaft and beneath the cabin.
It's worth mentioning that in hydraulic elevators, all the force required to move the cabin and passengers is provided by the hydraulic jack. These elevators are suitable for low-rise buildings, typically between 2 to 8 floors, and have a maximum speed of around 200 feet per minute.
The elevator's machine room is located on the nearest lower level adjacent to the elevator shaft.

The advantages include the need for a lightweight structure, the absence of a machine room, no need for extensive wall modifications, reduced ironwork, and no requirement for shaft digging.





اوج رسان
OWJRESAN
ELEVATOR & ESCALATOR CO.





OWJRESAN
TYPES OF ELEVATOR
APPLICATIONS


LIFT
Cargo
LIFT
Wheelchair
LIFT
Passenger
LIFT
Hospital
LIFT
Home
LIFT
Car
LIFT
Panoramic

OWJRESAN
ELEVATOR & ESCALATOR CO.



PRODUCTION

Passenger
ELEVATOR TYPE
APPLICATION

TYPES OF ELEVATOR

APPLICATION

By conducting traffic calculations and considering dimensional constraints and economic factors for ongoing projects, the goal is to select the most suitable elevator or escalator (optimized in terms of quantity, capacity, speed, and type) that takes into account both traffic considerations and dimensional constraints. Owj Resan Tabriz Company, relying on its team of experts, has been able to produce and supply customized elevators for various applications according to customers' preferences.

Elevator for Public Use

Owj Resan Tabriz passenger elevators are equipped with an advanced elevator control system, a technology adopted from European countries. This technology incorporates a set of variable frequency speed controls along with modular speed control through continuous absorption, transfer, and movement in height. The system features an advanced Variable Voltage Variable Frequency (VVVF) drive and computer-based control technology with a modular structure and integrated network information system. This combination brings about greater precision, efficiency, flexibility, and systematic control of the system. Moreover, this feature enables the implementation of a self-monitoring program, leading to improved elevator performance and undoubtedly meeting passengers' needs.

Panoramic Elevators

Panoramic elevators are typically installed within a dedicated glass structure that allows passengers to have an outside view. These elevators feature glass panels that come in either transparent or frosted glass, with frames usually made of stainless steel. This type of elevator can be customized to match various architectural and decorative specifications. Laminated glass with two or three layers is the best choice for elevator glass, as it can withstand high impact and pressure, providing safety even during earthquakes and other natural or man-made disasters. Panoramic elevators, with their unique interior and exterior appearance, allow passengers to connect with the surrounding environment and experience a sense of openness. Glass elevators are commonly used in high-traffic commercial buildings, hotels, and places where the building's appearance and attracting more visitors are of great importance.



Home Lifts

Home lifts, also known as mini elevators or home elevators, are a type of vertical transportation system controlled by a hydraulic system. They offer the same features and design as regular elevators but are designed for residential use. Home lifts are often characterized by their quiet operation, providing a smooth and peaceful ride. They are highly energy-efficient, with significantly lower power consumption compared to traditional elevators. On average, home lifts consume %40 less electricity. Another key feature of home lifts is their high level of safety, ensuring there is no risk of free-falling, making them a secure and reliable choice for residential applications.





Cargo
ELEVATOR TYPE
APPLICATION

Freight Elevators

Freight elevators are widely used to transport goods, pallets, or cargo between building floors and warehouses. These elevators can be utilized both indoors and outdoors, making them suitable for various applications. They are commonly found in assembly lines, warehouses, parking garages, docks, construction sites, supply chain facilities, and more. Safety and security are of paramount importance in freight elevators, just like in other types of elevators. These elevators can have a height range of ١ to ١٠ meters and can be customized according to specific elevator shaft requirements. It's important to note that freight elevators are not authorized to transport hazardous, flammable, or explosive materials. The key difference between freight elevators and passenger elevators lies in the cabin's design and interior. Freight elevator cabins are intentionally designed to be unsuitable for carrying passengers.



Car
ELEVATOR TYPE
APPLICATION

Car Lifts

Car lifts are one of the largest and most modern types of elevators available globally. They are designed for the vertical transportation of automobiles and vehicles in residential buildings, car showrooms, garages, and high-traffic areas. In places with high population density, limited horizontal space, steep ramp slopes, and for direct vehicle transportation in warehouses, the use of car lifts is highly convenient and cost-effective. With the economic development and the increasing prevalence of automobiles in people's lives, car lifts have become more essential. Owj Resan Tabriz's car lifts are designed to meet the modern market's needs, utilizing advanced technology and strong design. These lifts incorporate precise control technology and robust design to minimize cabin noise and vibration caused by increased loads. We have maximized these features to ensure the safe and reliable transportation of vehicles in and out of buildings.

Hospital Elevators

Hospital elevators are specifically designed and installed for the transportation of patients, medical equipment, and staff within healthcare facilities such as hospitals, clinics, and medical centers. When designing elevators for hospitals, factors such as the width of the hallways are crucial to ensure they can accommodate patient beds and medical trolleys without congestion during their operations. Elevators in hospitals play a vital role in the efficient movement of people and equipment and must be carefully selected and strategically placed within the facility. Hospital elevators should not only provide smooth passenger transportation but also facilitate the movement of various items such as food distribution and medical supplies between different floors of the hospital. The design, interior decor, and required equipment for hospital elevators differ significantly from those of regular elevators. These elevators prioritize strength, safety, ease of use, and aesthetic design. In compliance with modern building codes, any building where individuals with wheelchairs are expected to pass through must be equipped with a wheelchair-accessible elevator.

Wheelchair Lift Elevators

Wheelchair lift elevators, also known as wheelchair-accessible elevators, are designed to accommodate individuals with limited mobility who use wheelchairs. These elevators are equipped with features tailored for the convenience and safety of wheelchair users. These features include a minimum usable cabin capacity, usable cabin dimensions, elevator doors, and other specific requirements. According to national building regulations, in all buildings where elevators are mandatory, at least one elevator must be designed to transport wheelchairs, complying with the specified conditions and requirements. Therefore, if a building is equipped with an elevator, it is essential to consider making that elevator wheelchair-accessible to ensure inclusivity and accessibility for all individuals, including those who use wheelchairs.



Hospital
ELEVATOR TYPE
APPLICATION



Wheelchair
ELEVATOR TYPE
APPLICATION



MON microlift CHARGE

ideal for use in all sorts
of work and domestic environments

Home ■ Restaurant ■ Coffee Shop ■ Office

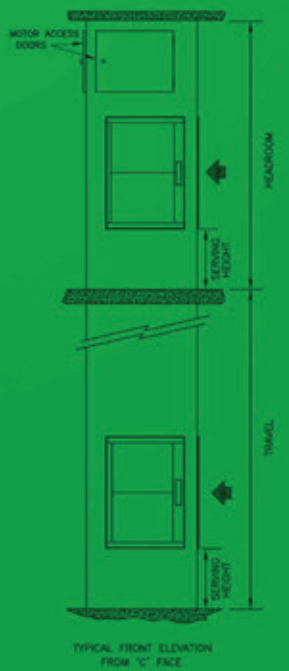

TYPICAL FRONT ELEVATION FROM 'C' FACE



SECTION THROUGH ENTRANCES

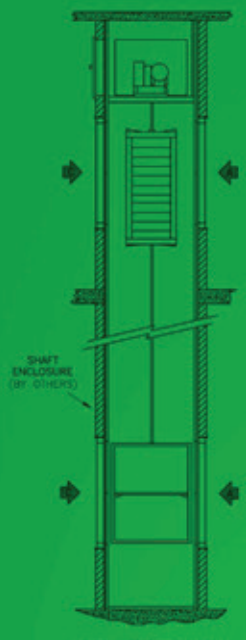

TYPICAL SECTION THROUGH 'C' AND 'A' ENTRANCES

Food Lifts

Food lifts are installed and used for the transportation of lightweight packages and food containers in various settings, including homes, restaurants, office buildings, universities, hospitals, hotels, stores, and commercial complexes. These lifts are not intended for personal use and are designed for specific purposes. To meet these purposes, the floor area of the elevator should not exceed one square meter, and the height should not be more than 1.2 meters. The accessibility level to the cabin can be designed to be 80 centimeters from the floor, depending on the type of use. Food lifts offer fast, convenient, and cost-effective movement within a wide range of buildings, significantly saving on human resources and time while enhancing the overall environment. They find extensive use in hotels, restaurants, apartments, banks, offices, hospitals, shopping centers, factories, libraries, laboratories, for transporting food, money, medicine, letters, and more.

NEW GENERATION MICRO ELEVATORS

IDEAL FOR USE IN ALL TYPES OF WORK AND HOME ENVIRONMENTS




PRODUCTION
MERCEDES-BENZ
MUSEUM ELEVATOR




















TYPES OF ELEVATOR

OWJ RESAN

OWJRESAN
ELEVATOR & ESCALATOR CO.

PRODUCTION

TYPES OF ELEVATOR & STRUCTURE

CABIN PRODUCT

The elevator cab is one of the most crucial components of elevators, and it can be customized to meet the specific needs of various environments, whether they are specialized or public spaces. For instance, in hospitals, commercial centers, public buildings, offices, residences, and more, elevator cabs can be designed to cater to passenger capacity, the number of passengers, or the amount of cargo to be transported. When constructing elevator cabs, factors such as the thickness of the sheet metal used for the ceiling, floor, and walls, fire resistance of the cabin floor, lighting, and ventilation should be carefully considered. Reputable elevator manufacturers pay meticulous attention to all aspects related to usability and passenger safety.



CABIN TYPE
Passenger









Tunnel cabins are designed for specific buildings where entry and exit are required from both sides. For example, in hospital elevators or patient bed elevators, where different sections on each floor require separate access. These cabins have two entrances, allowing a patient bed or cabin to enter from one side and exit from the other. They are commonly used in buildings where elevator doors on all floors are not aligned in a straight line.

ELEVATOR CABIN TYPE

PANORAMIC

CABIN TYPE

Panoramic





CABIN TYPE

Flat Panoramic

A glass elevator, also known as a panoramic elevator, is an elevator where you can see the outside environment from inside the cabin. These elevators are suitable for people who may be uncomfortable in enclosed spaces. Glass elevators can be installed in small, confined spaces, as well as commercial and retail environments.

PRODUCTION

CABIN TYPE

Panoramic





CABIN TYPE

Two Wall Glass

They provide a unique view both from inside and outside the building, allowing passengers to connect with their surroundings and experience a sense of openness while riding in the cabin. They are often used in high-traffic commercial buildings and hotels, enhancing the architectural aesthetics.

PRODUCT ELEVATOR CABIN TYPE

PANORAMIC

owjresan





ELEVATOR PARTS

COUNTERWEIGHT

PRODUCTION



LIFT COUNTERWEIGHT

ROPING 4:1



LIFT COUNTERWEIGHT

ROPING 2:1

DOUBLE - 2 PULLEY



LIFT COUNTERWEIGHT

ROPING 2:1

UP PULLEY

LIFT COUNTERWEIGHT

ROPING 2:1

DOUBLE - 2 PULLEY



LIFT COUNTERWEIGHT

ROPING 2:1

DOUBLE - 1 PULLEY



LIFT COUNTERWEIGHT

ROPING 1:1

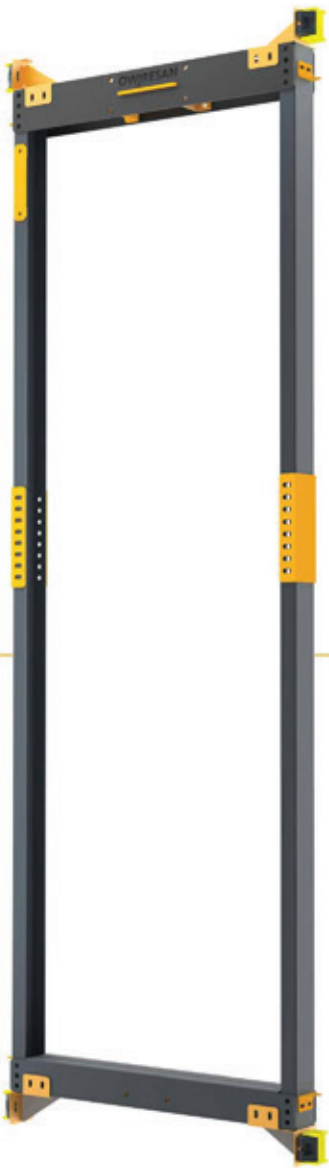

The weight Frame *is the housing for the elevator counterweight. The main function of the counterweight in the elevator system is to maintain balance. The counterweight assembly consists of a sturdy metal frame and a specific number of weights. The counterweight frame should be designed in a way that, in the event of sudden movement or stop, the weights do not dislodge from the frame. The elevator counterweight, similar to the car, is moved in the elevator shaft using a cable or rope with the help of guide rails in the vertical direction. This component, along with the installed pulleys, prevents the ropes and cables from coming out of the main groove.*

ELEVATOR PARTS

CAR FRAME

PRODUCTION



LIFT CAR FRAME

2 Parallel Bottom Pulley



LIFT CAR FRAME

2 Diagonal Top Pulley 2:1



LIFT CAR FRAME

2 Parallel Top Pulley 2:1

LIFT CAR FRAME

4 Bottom Pulley - 4:1



LIFT CAR FRAME

2 Cross Top Pulley



LIFT CAR FRAME

2 Diagonal Bottom



The car sling is an essential and necessary component of the elevator, installed underneath the car door, to support the car shoes, cable, and safety brakes. This part is typically made from sturdy metal and can withstand the weight of the elevator car and its passengers and cargo effectively. Its primary function is to keep the weight of the car, passengers, and load. It consists of three parts: horizontal beams, safety beams, and vertical columns.

PRODUCTION OF ELEVATOR PARTS

CONSTITUENT PARTS

ELEVATOR CONSTITUENT PARTS

PARK PLATE



ELEVATOR CONSTITUENT PARTS

FLAT GUIDE SHOES



ELEVATOR CONSTITUENT PARTS

Pulley Frame



Motor Frame

ELEVATOR CONSTITUENT PARTS

Wittur Motor Frame





GearBox Motor Frame

Motodrive Motor Frame





MRL Motor Frame

PRODUCTION

ELEVATOR CONSTITUENT PARTS

Carsling

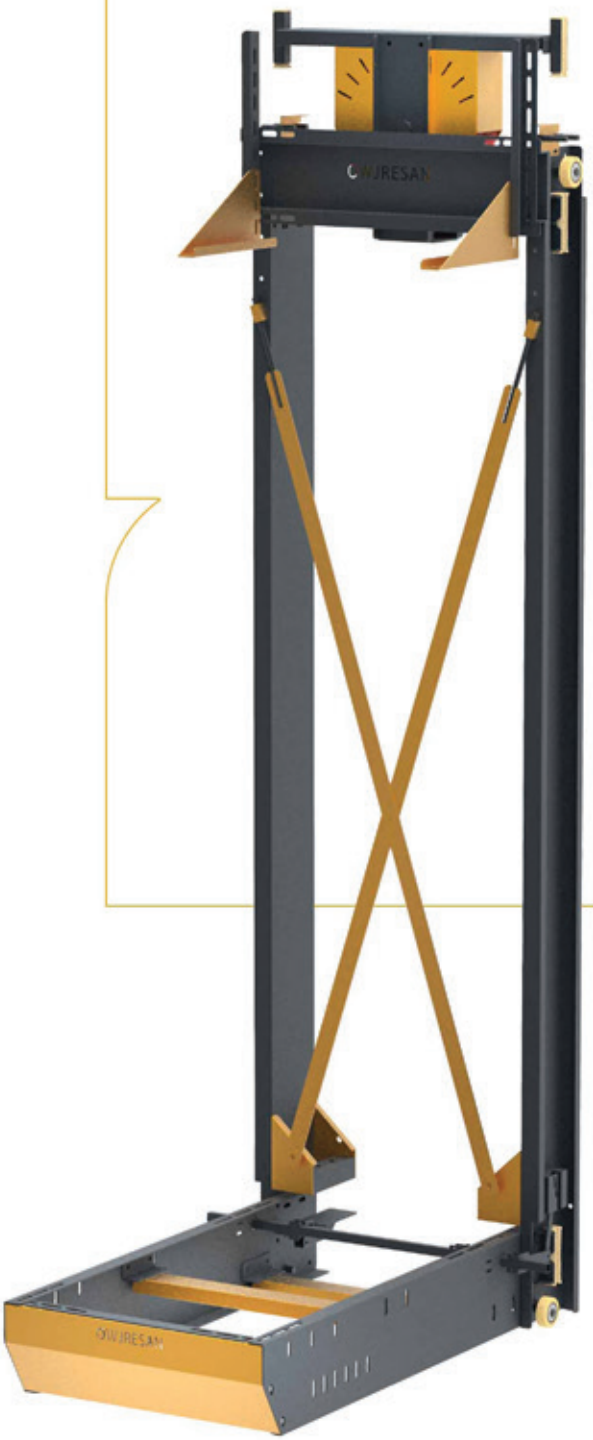

Car sling *usage is more common in hydraulic elevators, where the elevator car is placed on the car sling. In addition to the elevator car, an emergency brake system, also known as a parachute, is installed on the car sling. Elevator jacks provide the driving force and are connected to the car sling, allowing the elevator car to move. Furthermore, if a hydraulic elevator is installed using an indirect method, a bushing assembly is installed on the car sling. When the car sling system is used in hydraulic elevator construction, it requires only one pair of guide rails for installation, reducing elevator installation costs. These rails have the ability to simultaneously guide the car sling, the jack connected to the car sling, and the bushing assembly attached to it. The installation of the car sling in hydraulic elevators is done with two sets of guide rail chains, while in traction elevators, it is installed as a reverse rail.*

What is the use of the car sling in hydraulic elevators?

The main application of car slings in hydraulic elevators is in conjunction with systems that use jacks, alongside guide shoes. In these systems, the car sling can be positioned along the guide rail's path. Hydraulic jacks can connect to the car sling through both direct and indirect methods. Since the elevator car is securely fixed to the car sling, any movement of this component results in the corresponding movement of the elevator car within the shaft.



ELEVATOR CONSTITUENT PARTS

BRACKET

Reversible Rail: *This type of car sling is used for elevators with two or three doors. In this configuration, the rail of the weight frame and the elevator car is positioned on one side of the elevator shaft, while the doors can be located on the other sides of the shaft. Additionally, this type of rail layout is used for shafts with limited space.*



OWJ RESAN

ELEVATOR & ESCALATOR

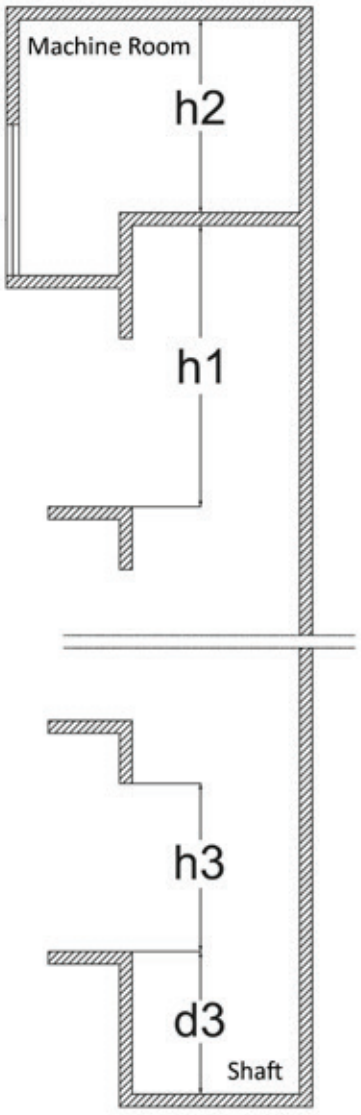

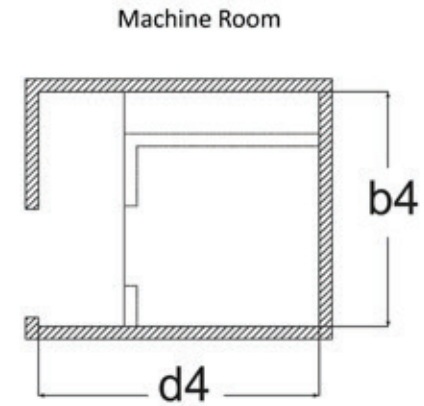

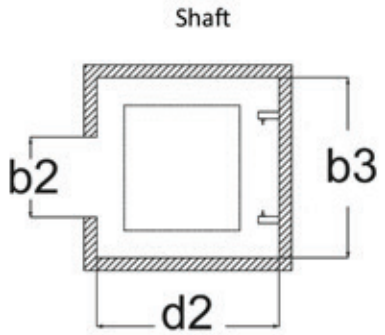

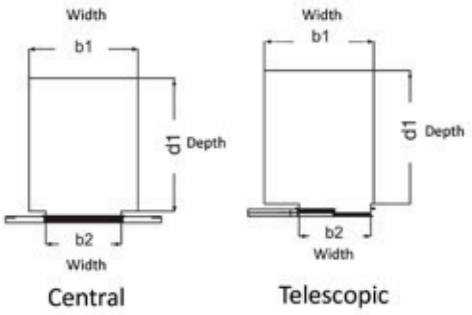

PRODUCTION

Table No. 1/ Useful Dimensions of Passenger Elevators

		Residential buildings				
Capacity (kg)		300	375	450	600	1000
Capacity (person)		4	5	6	8	13
cabin	Width (mm) b1	900	1100			
	Depth (mm) d1	1000		1100	1400	2100
	Height (mm)	2200-2600				
dimension and type of floor & cabin door	Width (mm) b2	700	800-900			
	Height (mm) h3	2000-2300				
	door type	semi-automatica(*) –automatic (*) central (**)				
shaft dimension (mm)	(*)width (mm) b3	1400	1600			
	(**)width (mm) b3		1800			
	Depth (mm) d2	1600		1700	1900	2600
pit (mm)D3	Up to 0.4 m/s	1400				
	Up to 0.63 m/s					
	Up to 1 m/s					
	Up to 1.6 m/s		1600			
	Up to 2.5 m/s			2200		
Over head (mm)h1	Up to 0.4 m/s	3600				
	Up to 0.63 m/s					
	Up to 1 m/s	3700				
	Up to 1.6 m/s	3800				
	Up to 2.5 m/s				5000	
dimension of machine room in hydraulic traction	Width (mm) b4	2000				
	Depth (mm) d4	2000				
	Height (mm) h2	3000				
dimension of machine room in electric traction up to 1 m/s	Width (mm) b4	1600	2200			2400
	Depth (mm) d4	3000	3200		3700	4200
	Height (mm) h2	2000				
dimension of machine room in electric traction up to 1.6 m/s	Width (mm) b4		2200			2400
	Depth (mm) d4		3200	3700		4200
	Height (mm) h2		3200			
dimension of machine room in electric traction up to 2.5 m/s	Width (mm) b4			2800		
	Depth (mm) d4			3700		4200
	Height (mm) h2			3600		

Table No. 2/ Useful Dimensions of Passenger Elevators

		Non-residential buildings				
Capacity (kg)		600	750	1000	1200	1600
Capacity (person)		8	10	13	16	21
cabin	Width (mm) b1	1100	1350	1600	1950	
	Depth (mm) d1	1400				1750
	Height (mm)	2200		2300		
dimension and type of floor & cabin door	Width (mm) b2	800		1100		
	Height (mm) h3	2000		2300		
	door type	telescopic (*) – central(**)				
shaft dimension (mm)	(*)width (mm) b3	1600		1800	2100	2400
	(**)width (mm) b3	1800		1900	2400	2600
	Depth (mm) d2	1900		2100		2400
pit (mm)D3	Up to 0.4 m/s					
	Up to 0.63 m/s	1400			1600	
	Up to 1 m/s					
	Up to 1.6 m/s	1600				
	Up to 2.5 m/s		2200			
Over head (mm)h1	Up to 0.4 m/s					
	Up to 0.63 m/s	3800		4200	4400	
	Up to 1 m/s					
	Up to 1.6 m/s	4000				
	Up to 2.5 m/s		5000	5200	5400	
dimension of machine room in hydraulic traction	Width (mm) b4	2000				
	Depth (mm) d4	2000				
	Height (mm) h2	3000				
dimension of machine room in electric traction up to 1.6 m/s	Width (mm) b4	2500		3200		
	Depth (mm) d4	3700		4900	5500	
	Height (mm) h2	3200				
dimension of machine room in electric traction up to 2.5 m/s	Width (mm) b4		4200	3200		
	Depth (mm) d4		4900		5500	
	Height (mm) h2		3600			

Table No. 3/ Useful Dimensions of Hospital Elevators

		stretcher	Hospital Bed		
Capacity (kg)		1000	1600	2000	2500
cabin	Width (mm) b1	1100	1400	1500	1800
	Depth (mm) d1	2100	2400	2700	
	Height (mm)	2200		2400	
dimension and type of floor & cabin door	Width (mm) b2	900		2300	
	Height (mm) h3	2000		2200	
	door type	telescopic (*) – central(**)			
shaft dimension (mm)	(*)width (mm) b3	1800	2400	2700	
	(**)width (mm) b3	2000	2900		
	Depth (mm) d2	2600	3000	3300	
pit (mm)D3	Up to 0.63 m/s	1500	1600		1800
	Up to 1 m/s	1600	1700		1900
	Up to 1.6 m/s	1800	1900		2100
	Up to 2.5 m/s	2400	2500		
Over head (mm)h1	Up to 0.63 m/s	4200	4400		4600
	Up to 1 m/s				
	Up to 1.6 m/s				
	Up to 2.5 m/s	5200	5400		5600
Machine room dimension (mm)	Width (mm) b4	2200	3200		3500
	Depth (mm) d4	4200	5500	5800	
	Height (mm) h2	2200	3800		

Table No. 4/ Useful Dimensions of Car Elevators

Capacity (kg)		2000	2500
cabin	Width (mm) b1	2400	2500
	Depth (mm) d1	5000	5700
	Height (mm)	2200	
dimension and type of floor & cabin door	Width (mm) b2	2400	2500
	Height (mm) h3	2200-2400	
	door type	automatic – manual	
shaft dimension (mm)	width (mm) b3	3200	3600
	Depth (mm) d2	5300	6000
pit (mm)D3	Up to 0.63 m/s	1300	
Over head (mm)h1	Up to 0.63 m/s (electric)	4500-4800	
	Up to 0.63 m/s (Hydraulic)	3300-3600	
dimension of machine room in hydraulic traction	Width (mm) b4	2000	
	Depth (mm) d4	2000	
	Height (mm) h2	3000	
dimension of machine room in electric traction up to 0.63 m/s	Width (mm) b4	3200	
	Depth (mm) d4	5300	6000
	Height (mm) h2	3000	

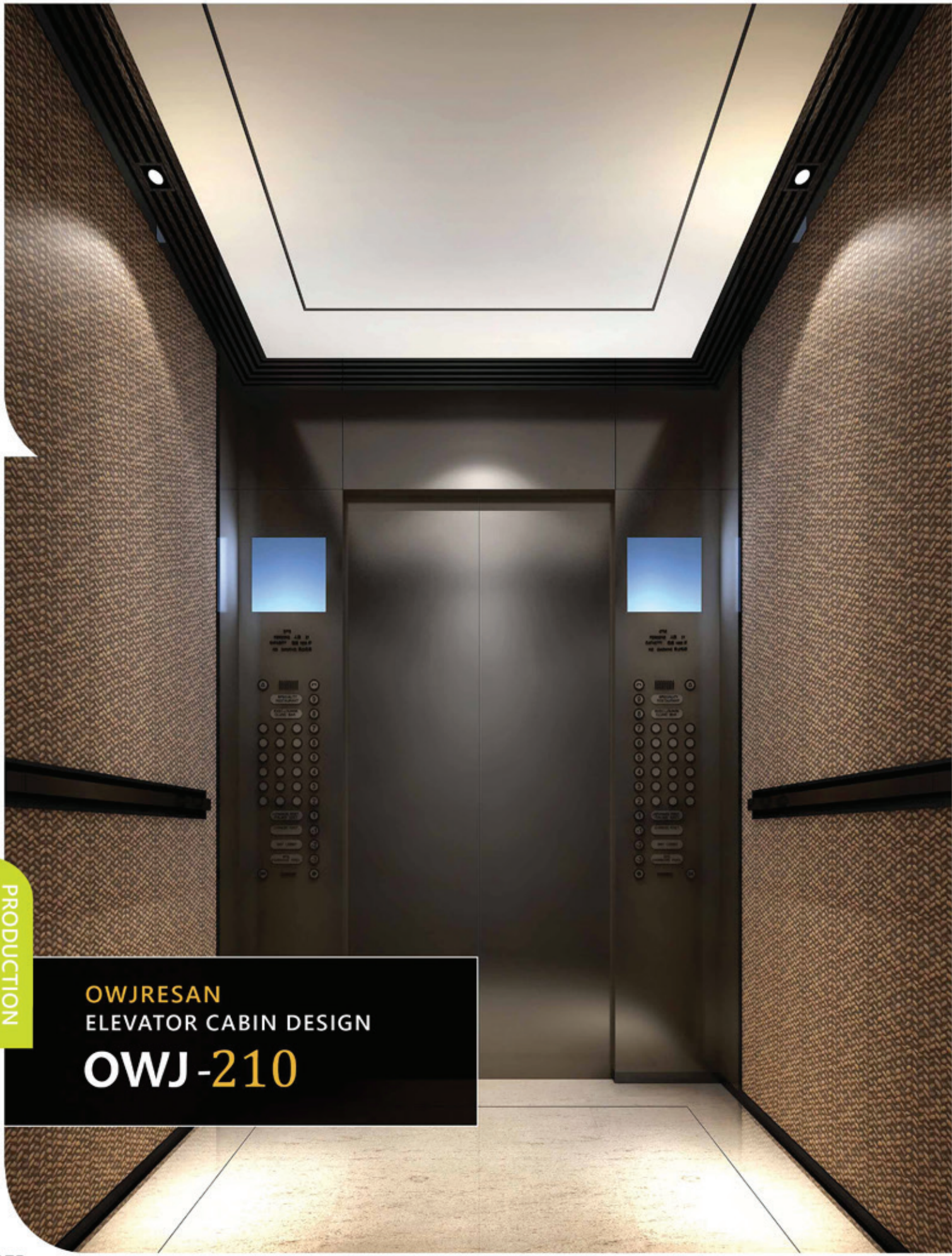

OWJRESAN
ELEVATOR CABIN DESIGN

OWJ-210



OWJRESAN

ELEVATOR CABIN DESIGN

OWJ - 110



OWJRESAN
ELEVATOR CABIN DESIGN

OWJ-220



OWJRESAN

ELEVATOR CABIN DESIGN

OWJ-120



OWJRESAN
ELEVATOR CABIN DESIGN

OWJ-230



OWJRESAN

ELEVATOR CABIN DESIGN

OWJ-130



OWJRESAN
ELEVATOR CABIN DESIGN

OWJ-240



OWJRESAN

ELEVATOR CABIN DESIGN

OWJ-140

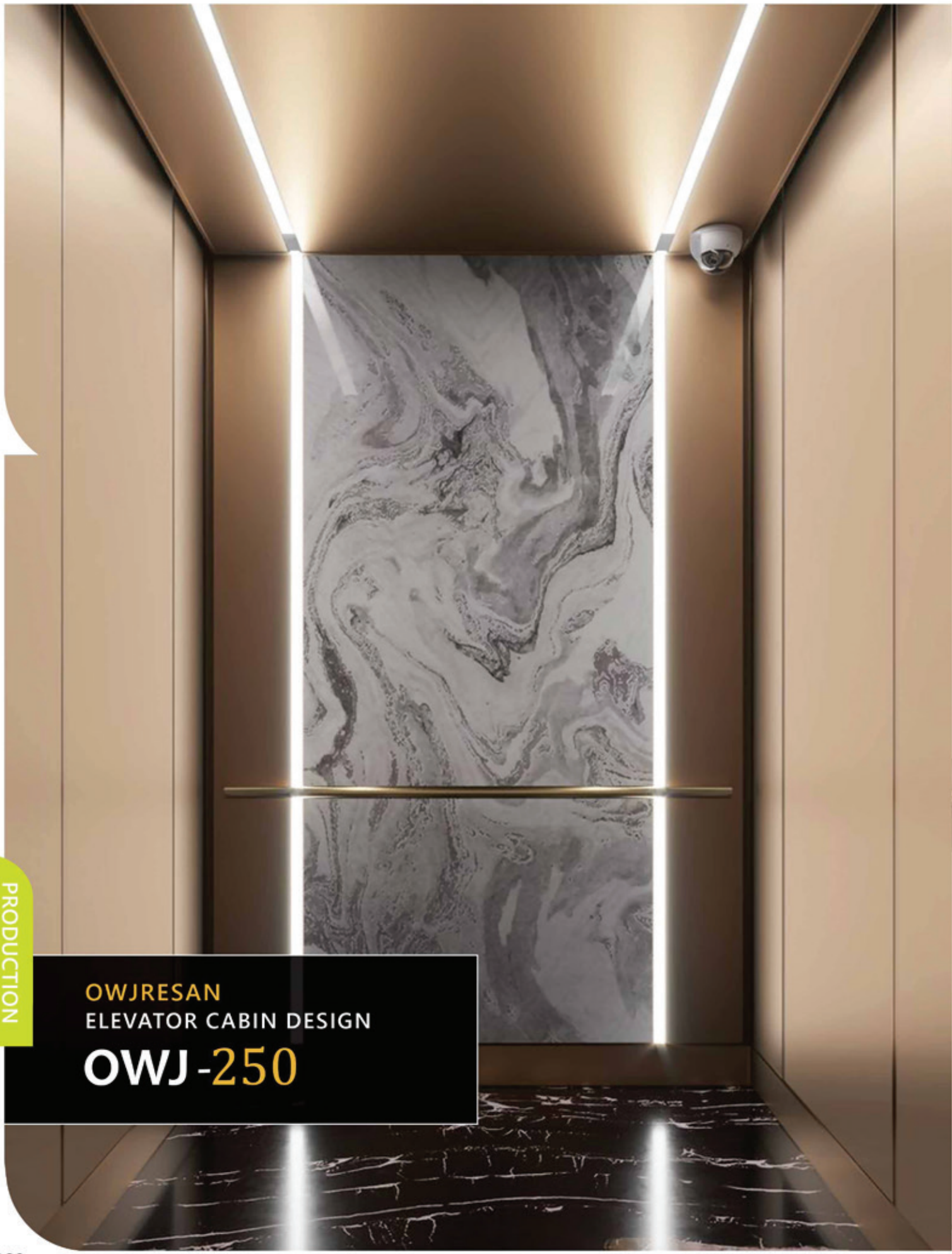

OWJRESAN
ELEVATOR CABIN DESIGN

OWJ-250



OWJRESAN

ELEVATOR CABIN DESIGN

OWJ-150

OWJRESAN
ELEVATOR CABIN DESIGN

OWJ 01







OWJRESAN
ELEVATOR CABIN DESIGN

OWJ 02







PRODUCTION



OWJRESAN
ELEVATOR CABIN DESIGN
OWJ 03







OWJRESAN
ELEVATOR CABIN DESIGN
OWJ 04





OWJRESAN

ELEVATOR CABIN DESIGN

OWJ 05







OWJRESAN

ELEVATOR CABIN DESIGN

OWJ 06









OWJRESAN

ELEVATOR CABIN DESIGN

OWJ 07







OWJRESAN

ELEVATOR CABIN DESIGN

OWJ 08





OWJRESAN
ELEVATOR CABIN DESIGN

OWJ 09







OWJRESAN
ELEVATOR CABIN DESIGN

OWJ 10







PRODUCTION



OWJRESAN
ELEVATOR CABIN DESIGN
OWJ 11







OWJRESAN
ELEVATOR CABIN DESIGN
OWJ 12





OWJRESAN
ELEVATOR CABIN DESIGN
OWJ 13







OWJRESAN
ELEVATOR CABIN DESIGN
OWJ 14







PRODUCTION



OWJRESAN
ELEVATOR CABIN DESIGN
OWJ 15







OWJRESAN
ELEVATOR CABIN DESIGN
OWJ 16





OWJRESAN

ELEVATOR CABIN DESIGN

OWJ 17







OWJRESAN

ELEVATOR CABIN DESIGN

OWJ 18







PRODUCTION



OWJRESAN
ELEVATOR CABIN DESIGN
OWJ 19







OWJRESAN
ELEVATOR CABIN DESIGN
OWJ 20





OWJRESAN

ELEVATOR CABIN DESIGN

OWJ 21







OWJRESAN

ELEVATOR CABIN DESIGN

OWJ 22









OWJRESAN
ELEVATOR CABIN DESIGN
OWJ 23







OWJRESAN
ELEVATOR CABIN DESIGN
OWJ 24





OWJRESAN

ELEVATOR CABIN DESIGN

OWJ 25







OWJRESAN

ELEVATOR CABIN DESIGN

OWJ 26







PRODUCTION



OWJRESAN
ELEVATOR CABIN DESIGN
OWJ 27







OWJRESAN
ELEVATOR CABIN DESIGN
OWJ 28





OWJRESAN
ELEVATOR CABIN DESIGN
OWJ 29





OWJRESAN
ELEVATOR CABIN DESIGN
OWJ 30







OWJRESAN

ELEVATOR CABIN DESIGN

OWJ 31







OWJRESAN

ELEVATOR CABIN DESIGN

OWJ 32





OWJRESAN

ELEVATOR CABIN DESIGN

OWJ 33







OWJRESAN

ELEVATOR CABIN DESIGN

OWJ 34









OWJRESAN
ELEVATOR CABIN DESIGN
OWJ 35







OWJRESAN
ELEVATOR CABIN DESIGN
OWJ 36







PRODUCTION

TYPES OF ELEVATOR

OWJ RESAN



OWJRESAN
ELEVATOR CABIN DESIGN
OWJ 37







OWJRESAN
ELEVATOR CABIN DESIGN
OWJ 38







Nature

OWJRESAN
ELEVATOR CABIN DESIGN

CUSTOM-BUILT SERIES

NATURE

PHOTO GALLERY FOR CABIN


NATURE-A


NATURE-B


NATURE-C


NATURE-D


NATURE-E


NATURE-F


NATURE-G


NATURE-H


NATURE-I



Iran

OWJRESAN
ELEVATOR CABIN DESIGN

CUSTOM-BUILT SERIES

I R A N

PHOTO GALLERY FOR CABIN


IRAN-A


IRAN-B


IRAN-C


IRAN-D


IRAN-E


IRAN-F


IRAN-G


IRAN-H


IRAN-I



City

OWJRESAN
ELEVATOR CABIN DESIGN

CUSTOM-BUILT SERIES

CITY

PHOTO GALLERY FOR CABIN


CITY-A


CITY-B


CITY-C


CITY-D


CITY-E


CITY-F


CITY-G


CITY-H


CITY-I



Art

OWJRESAN
ELEVATOR CABIN DESIGN

CUSTOM-BUILT SERIES

ART

PHOTO GALLERY FOR CABIN


ART-A


ART-B


ART-C


ART-D


ART-E


ART-F


ART-G


ART-H


ART-I



SALES

Owj Resan Tabriz Company, in order to better organize the sales of its products, has taken steps to delegate sales agencies across the country. In this regard, in addition to the central sales office in Tabriz and Tehran, it has established exclusive sales agencies in cities such as Urmia, Sanandaj, Marand, Sardasht, and Baneh.

OWJRESAN

has created the most efficient elevator and escalator design and construction technology in Iran.




O.R.T

















ACTIVE PARTICIPATION IN INTERNATIONAL EXHIBITIONS

Owj Resan Tabriz Company has strived since its establishment to have a continuous presence in international and specialized exhibitions to present its latest achievements and product information to the domestic market and international markets, especially neighboring countries. It aims to offer its products, as well as elevator and escalator-related items and imports.


OWJ
RESAN
ELEVATOR & ESCALATOR
شرکت آسانسور پله برقی اوج رسان تبریز
مقدمتان گرامی باد























OWJ RESAN

ACTIVE PARTICIPATION IN
INTERNATIONAL EXHIBITIONS



IMPORTS & EXPORTS

Although most countries nowadays produce elevator components according to current world standards, it is worth noting that the majority of elevator component imports come from European countries and China. Each elevator component is manufactured according to different specifications and in accordance with current global standards. Elevators are usually in constant use and, after some time, require inspection, during which some of their components may need replacement or repair.

Owj Resan Company, as the official representative of reputable brands producing elevator and escalator components, offers the possibility to place orders, purchase, import, and clear elevators, escalators, and their accessories. It provides specialized services to its customers in the shortest possible time.



ELEVATOR MACHINE *imports*

The machine is one of the critical components in an elevator that provides the necessary power for movement. There are various types of elevator machines, both foreign and domestic, available in the market, each with its own quality and price range. Elevator machine types include geared and gearless. The best brand for gearless elevator machines ensures very smooth starts and stops, providing greater comfort and a safer travel experience for passengers. Another advantage of these machines is their long lifespan and the absence of a machine room requirement. Owj Resan Tabriz Company has always strived to import consumption machines from the world's top brands and prioritize international standards and the quality of imported goods in its selection.

ZIEHL-ABEGG

MADE IN GERMANY



ZIEHL-ABEGG ELEVATOR MACHINE **SM860**

- PAYLOAD: UP TO 2,500 KG (2:1)
- SPEED: UP TO 3.0 M/S
- AXLE LOAD: UP TO 8,000 KG
- INSTALLATION DEPTH: < 585 MM
- TRACTION SHEAVE: 480 MM AND 600 MM
- OPTIONAL: MECHANICAL BRAKE RELEASE VIA BOWDEN CABLE



ZIEHL-ABEGG ELEVATOR MACHINE **SM210**

- PAYLOAD: UP TO 2,000 KG (2:1)
- SPEED: UP TO 3.0 M/S
- AXLE LOAD: UP TO 4,400 KG
- INSTALLATION WIDTH: 340 MM
- TRACTION SHEAVE: 240 MM TO 520 MM
- OPTIONAL: MECHANICAL BRAKE RELEASE
  FORCED VENTILATION FOR INCREASED DUTY CYCLE



ZIEHL-ABEGG ELEVATOR MACHINE **SM132**

- PAYLOAD: UP TO 1,050 KG (2:1)
- SPEED: UP TO 2.5 M/S
- AXLE LOAD: UP TO 2,400 KG
- INSTALLATION WIDTH: 210 MM
- TRACTION SHEAVE: 120 MM TO 200 MM
- MECHANICAL BRAKE RELEASE (OPTIONAL)



ZIEHL-ABEGG ELEVATOR MACHINE **M75 / M75H**

- PAYLOAD (1:1): UP TO 630 KG
- AXLE LOAD: UP TO 2,000 KG / 2,700 KG
- TRACTION SHEAVE: 360 MM TO 700 MM
- OPTIONAL: TYPE-TESTED SAFETY BRAKE

SICOR
MADE IN ITALY

SICOR ELEVATOR MACHINE **SG 22**

- TORQUE RATED : 290 NM (S3 40%)
- POWER RANGE (MIN - MAX) : 3,1 – 8,8 KW
- STATIC LOAD MAXIMUM: 27,5 KN – 2800 KG
- WEIGHT MAXIMUM: 163 KG
- NOMINAL MOTOR VOLTAGE: 360 V – 208 V



SICOR ELEVATOR MACHINE **SG 40**

- TORQUE RATED : 550 NM (S3 40%)
- POWER RANGE (MIN - MAX) : 6,1 – 19,5 KW
- STATIC LOAD MAXIMUM: 34,3 KN – 3500 KG
- WEIGHT MAXIMUM: 258 KG
- NOMINAL MOTOR VOLTAGE: 360 V – 208 V



SICOR ELEVATOR MACHINE **SG 48**

- TORQUE RATED : 720 NM (S3 40%)
- POWER RANGE (MIN - MAX) : 4,1 – 23,4 KW
- STATIC LOAD MAXIMUM: 34,3 KN – 3500 KG
- WEIGHT MAXIMUM: 325 KG (F) / 365 KG (HF)
- NOMINAL MOTOR VOLTAGE: 360 V – 208 V



SICOR ELEVATOR MACHINE **MR26**

- MAX STATIC LOAD MR26 64.7 KN - 6600 KG
- MAX STATIC LOAD MR26TS 80.2 KN - 8175 KG
- MAXIMUM WEIGHT 1600 KG
- RATIO 1/72, 1/57, 1/44, 2/63, 2/45, 3/55
- OIL CAPACITY 10.8 L
- POWER RANGE 50 HZ 11 KW - 43 KW
- POWER RANGE 60 HZ 11 KW - 47 KW



WITTUR

MADE IN GERMANY



WITTUR ELEVATOR MACHINE **WSG-08**

- SPENSION : 2:1 RATED LOAD UP TO [KG] 1.600
- RATED SPEED [M/S] : 0,63 ... 2,5
- SHAFT LOAD UP TO [KN] : 55
- TRACTION SHEAVE DIAMETER [MM]: 530, 610, 650, 686, 750
- EU TYPE EXAMINATION CERTIFICATION: EU-BD 715
- MOTOR: SYNCHRONOUS,22 POLES
- DIMENSION (APPROX.) [MM] : 836 X 720 X 404
- WEIGHT (APPROX.) [KG] : 298 ... 420



WITTUR ELEVATOR MACHINE **WSG-52**

- SPENSION : 2:1 RATED LOAD UP TO [KG] 9.800
- RATED SPEED [M/S] : 1,0 ... 6,0
- SHAFT LOAD UP TO [KN] : 520
- TRACTION SHEAVE DIAMETER [MM]: 650, 800
- EU TYPE EXAMINATION CERTIFICATION: EU-BD 1030
- MOTOR: SYNCHRONOUS,20 POLES
- DIMENSION (APPROX.) [MM] : 1350 X 1355 X 2392
- WEIGHT (APPROX.) [KG] : 7.920 ... 8.351



WITTUR ELEVATOR MACHINE **WSG-TR**

- SPENSION : 2:1 RATED LOAD UP TO [KG] 1.150
- RATED SPEED [M/S] : 0,5 ... 1,6
- SHAFT LOAD UP TO [KN] : 24 ... 35
- TRACTION SHEAVE DIAMETER [MM]: 120
- EU TYPE EXAMINATION CERTIFICATION: EU-BD 1051 / EU-BD 1056 / EU-BD 1055
- MOTOR: SYNCHRONOUS,14/16 POLES
- DIMENSION (APPROX.) [MM] : 262 X 331 X 722
- WEIGHT (APPROX.) [KG] : 95 ... 171



WITTUR ELEVATOR MACHINE **WSG-MF**

- SPENSION : 2:1 RATED LOAD UP TO [KG] 1.800
- RATED SPEED [M/S] : 0,5 ... 2,0
- SHAFT LOAD UP TO [KN] : 45
- TRACTION SHEAVE DIAMETER [MM]: 320, 400, 480, 520, 650
- EU TYPE EXAMINATION CERTIFICATION: EU-BD 1052 / EU-BD 1053 / EU-BD 1054
- MOTOR: SYNCHRONOUS,20 POLES
- DIMENSION (APPROX.) [MM] : 360 X 447 X 804
- WEIGHT (APPROX.) [KG] : 241 ... 315

LAFERT

MADE IN ITALY



*The **Lafert** Elevator machine is an AC machine specifically designed for use in elevators. These machines are tailored to the specific needs of the elevator industry, including compact dimensions, long lifespan, energy efficiency, and controllable speed. Lafert elevator machines are known for their high performance and reliability, thanks to precise design and the use of high-quality materials, allowing them to perform optimally throughout their useful life. Furthermore, Lafert machines adhere to international standards, ensuring the necessary safety for long-term operation. Additionally, Lafert elevator machines utilize advanced technologies like vector control, providing better efficiency, precise control, reduced energy costs, and lower noise levels. In summary, Lafert elevator machines are an excellent choice for anyone seeking increased lifespan, high performance, and safety in elevator applications.*

LAFERT ELEVATOR MACHINE

SPECIFICATIONS

Motor size	M24S/T24S		M24/T24		T24L	T32S	T32	T32L	T32XL
Drive supply	230 V (M24S)	380-480 V (T24S)	230 V (M24)	380-480 (T24)	380-480 V	380-480 V	380-480 V	380-480 V	380-480 V
Max payload kg (roping 2:1)	480		630		630	800	1000	1275	1600
Static load	20 kN		20 kN		20 kN	26 kN	26 kN	32 kN	41 kN
Traction sheave Ø mm	160 - 210 - 240		160 - 210 - 240		210 - 240	240 -320	240 - 320	240 - 320 - 400	320
Car speed m/s	0,6 – 2,0		0,6 – 2,0		1,0 – 2,0	1,0 – 2,5	1,0 – 2,5	1,0 – 2,5	1,0 – 2,5
Motor torque Nm	140		200		250	330	480	660	850
Braking torque Nm	2 x 140		2 x 200		2 x 250	2 x 330	2 x 480	2 x 660	2 x 900
DE Bearing	Locked sealed ball bearing					Locked sealed ball bearing			Locked sealed roll bearing
NDE bearing	Sealed ball bearing					Sealed ball bearing			Locked sealed ball bearing
Poles	24		24		24	30	30	30	30
Thermal class	155° (F)		155° (F)		155° (F)	155° (F)	155° (F)	155° (F)	155° (F)
Degree of protection	IP44		IP44		IP44	IP44	IP44	IP44	IP44
Winding protection	3x PTC 140°C		3x PTC 140°C		3x PTC 140°C	3x PTC 140°C	3x PTC 140°C	3x PTC 140°C	3x PTC 140°C
Standard and Regulations	2014/33/EC Directive - EN81-20/50 2014					2014/33/EC Directive - EN81-20/50 2014			

PRIMO
MADE IN ITALY



PRIMO ELEVATOR MACHINE **PGW 1**

- CARISO STATICO STATIC LOAD: 3200 / 6400 KG
- SUSPENSIONE SUSPENSION: 1:1 / 2:1
- VOLTAGGIO VOLTAGE: 400 V
- FRENO BRAKE : 110 VDC
- PESO WEIGHT : 410* KG



PRIMO ELEVATOR MACHINE **PGW 0**

- CARISO STATICO STATIC LOAD: 2000 / 4000 KG
- SUSPENSIONE SUSPENSION: 1:1 / 2:1
- VOLTAGGIO VOLTAGE: 400 V
- FRENO BRAKE : 110 VDC
- PESO WEIGHT : 250* KG



PRIMO ELEVATOR MACHINE **PG 6**

- CARISO STATICO STATIC LOAD: 5250/ 10500KG
- SUSPENSIONE SUSPENSION: 1:1 / 2:1
- VOLTAGGIO VOLTAGE: 400 V
- FRENO BRAKE : 207 VDC
- PESO WEIGHT : 875* KG



PRIMO ELEVATOR MACHINE **PG-165**

- MAX. STATIC LOAD / CARICO STATICO MASSIMO 4400 KG
- RANGE POWER:ACVVVF 7.5KW ; 9,0 KW ; 11,0 KW ; 13,5 KW
- RATIO : 1/46; 1/55; 2/46; 2/55
- TRACTION SHEAVE (MM): 480; 560; 600
- ELECTROMAGNET BRAKE (V): 48; 60; 110; 220
- WEIGHT : 380 KG
- OIL CAPACITY : 6.0L

ALBERTO SASSI
HIGHER LIFT TECHNOLOGY

GEARLESS TYPE **G-180 C3**
THE SMART SOLUTION FOR HOMELIFT & PLATFORMS

Compact, versatile suitable for installations where small space and reduced consumpion are required.



- Static load [Kg]: 2000
- Torque [Nm]: 140
- Weight [kg]: 108
- Roping : 1/1, 2/1
- Duty load max [kg]: with cooling fans : 300 roping 1/1- 630 roping 2/1

Energy saving solution, given to its small size and reduced weight it is perfect also to replace hydraulic systems

ALBERTO SASSI
HIGHER LIFT TECHNOLOGY
MADE IN ITALY



SASSI ELEVATOR MOTOR **G500 T1**

- STATIC LOAD [KG]: 7600
- RATED TORQUE[NM]: 1600
- WEIGHT [KG]: 510 WITHOUT SHEAVE
- DUTY LOAD MAX [KG]: WITH COOLING FANS :
  1250 ROPING 1/1 – 2500 ROPING 2/1 – 4000 ROPING 4/1
- ROPING: 1/1 - 2/1 - 4/1 - 6/1
- CAR SPEED RANGE [M/S]: 0,63 ÷ 2,50
- SHEAVES Ø [MM]: 360 - 400 - 450 – 480 – 520 – 560 - 600
- MAX ROPES COMBINATION: SEE SPECIFIC TABLE



SASSI ELEVATOR MOTOR **W400 T1**

- STATIC LOAD [KG]: 3500
- RATED TORQUE [NM]: 640
- WEIGHT [KG]: 245
- DUTY LOAD MAX [KG]: WITH AND WITHOUT COOLING
  FANS: 630 SUSP. 1/1 - 1250 SUSP. 2/1
- ROPING: 1/1, 2/1
- CAR SPEED RANGE [M/S]: 0,63 ÷ 2,5
- SHEAVES Ø [MM]: 210-240–320–360–400–450–480–520–560–600
- MAX ROPES COMBINATION: SEE DEDICATED TABLE
- IP66 (OPTIONAL)IP66 ONLY FOR VERSION WITHOUT COOLING FANS



SASSI ELEVATOR MOTOR **G200 T1**

- STATIC LOAD [KG]: 2500
- RATED TORQUE [NM]: 190
- WEIGHT [KG]: WITH COOLING FANS: 134
- DUTY LOAD MAX [KG]:
  WITH COOLING FANS: 400 ROPING 1/1 – 800 ROPING 2/1
- ROPING: 1/1 - 2/1
- CAR SPEED RANGE [M/S]: 0,63 ÷ 1,60
- SHEAVE Ø [MM]: 120 - 160 - 210 - 240 - 320
- MAX ROPES COMBINATION: N° 8 Ø 6-6,5 – 6,7 MM
- IP66 (OPTIONAL)IP66 ONLY FOR VERSION WITHOUT COOLING



SASSI ELEVATOR MOTOR **LEO**

- STATIC LOAD [KG]: 2000/2350
- STATIC LOAD [KG]: 3000
- RATIO: 1/71 – 1/55 – 1/45 – 2/71 – 2/57 – 3/47
- DUTY LOAD: 630 KG ROPING 1/1, 1000 KG ROPING 2/1
- SUSPENSION: 1/1 - 2/1
- TRACTION PULLEY SPEED [M/SEC]: 0,18 – 4,21
- SPEED CONTROL: 4/16 - VF
- POWERS RANGE 4/16 POLI [KW SYNC]: 3,5 - 5,5
- POWERS RANGE VF 4 POLI [KW SYNC]: 3,3 - 11
- MOMENT OF INERTIA J WITH MOTOR AC2: KGM2 0,371 - 0,488
- MOMENT OF INERTIA J WITH MOTOR VF: KGM2 0,046 - 0,171
- OIL FOR LIFE

ELEVATOR DOOR *imports*

One of the imported components by Owj Resan Tabriz Company is the automatic elevator door, which is considered a modern and vital product in elevator construction. Just like other doors, automatic elevator doors come in various models and types. A complete automatic elevator door is composed of the following components:

- Contacts
- guide shoes
- doorseals
- sills
- frames

Owj Resan Tabriz Company has always emphasized the quality of its imported products. Therefore, in the import of this important component, it strives to purchase from well-known and reputable brands such as Wittur.



WITTUR

MADE IN GERMANY



Multipurpose

Hydra

Hydra is our multifunctional door designed for maximum application flexibility. It features an almost unlimited range of executions and options.



Strong and silent

Pegasus

Pegasus is a multifunctional elevator door capable of withstanding heavy traffic in hotels, public buildings, hospitals and shopping centres.



High performance

B-HR

The ideal solution for high-rise elevators. It guarantees extremely fast opening combined with quiet and smooth operation. Elevator door technology at its best!

Features of Wittur Elevator Car Doors

- *The quick and easy installation of Wittur cabin doors onto the elevator car is a straightforward process.*
- *All components have been packaged in accordance with the assembly sequence.*
- *Each component is accessible in separate packages.*
- *Installation is easy, error-free, and the components are pre-assembled.*
- *Testable automatic cabin door header mechanism.*
- *The integrated design for accelerating and slowing down the central and telescopic door opening of all automatic Wittur doors is engineered in a way that eliminates the need for additional settings.*
- *The installation of elevator car doors by a technician, including removal from the packaging, assembly, and installation, is estimated to take a maximum of 60 minutes. For Wittur landing doors, it is projected to take 48 minutes.*

Up to 4 m/s	Up to 5 m/s	Over 5 m/s
600 - 3200	600 - 3200	800 - 2400
2000 - 3500	2000 - 3800	2000 - 3000
180	180	195
210	210	265
256 / 302	292	–
210	210	265
302	302	–
180	180	–
○	○	○ (only for B-HR Low)
○	○	○
●	●	●
○ Cat. 1	○ Cat 1, ○ Cat 2	○ Cat 1
○	○	○
○	●	○
○	○	○
○	○	○
○	○	○
●	●	●
○	○ St. Steel | Bronze	○
○	–	–
Spring / Counterweight	Spring / Counterweight	Counterweight (B-HR MED/TOP), Spring (B-I
Fixed and dynamic	Fixed and dynamic	Dynamic
○	○	○

ELEVATOR

CALL BUTTON *imports*

Landing call panels inside and outside the elevator car are essential components of any elevator. Owj Resan Tabriz Company not only manufactures this product but also imports it from top global brands upon customer request. When selecting elevator landing call panels, alongside the manufacturing history of a brand, the quality of the product and its up-to-dateness have always been a priority for Owj Resan Tabriz Company. Ensuring the performance of imported components, along with their software and hardware support, is part of Owj Resan Tabriz's commitment to imports.



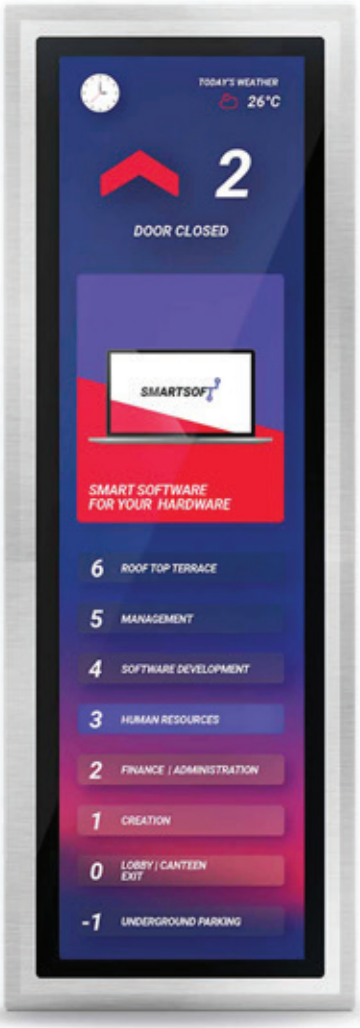

CLASSIC & MODERN

ELEVATOR BUTTON



ELEVATOR EQUIPMENT *imports*

Elevator and escalator accessories and components (spare parts)are among the imported products of Owj Resan Tabriz. These include items like governors, elevator shoes, sensors, elevator locks, and travel cables. The import of these products focuses on top-tier global brands known for their quality and reputation



GOVERNOR

The governor is an important safety device in elevators. It is, in fact, a type of mechanical-electrical brake designed to stop the elevator cabin in cases of free fall or when the elevator cabin exceeds the predetermined speed limit, thereby preventing the cabin from falling and saving the passengers' lives.



فلکه هرز گرد پلی آمید

It has high friction resistance and durability, is lightweight for easy transportation, reduces noise and vibrations, provides smooth cable movement, ensures a quiet and smooth ride for elevator passengers, prevents cable wear and, as a result, has a very long cable life. It is highly resistant to moisture and direct light, does not require oiling, or the use of grease.



PHOTOCELL

The photocell, also known as the elevator eye or elevator sensor, is responsible for detecting any obstacles, including people and other objects. When the sensor detects moving objects, whether small or large, such as a machine, objects, or individuals, it does not send a signal to close the elevator door.

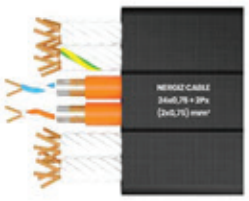

ELEVATOR TRAVEL CABLE

The elevator travel cable, often referred to as the elevator rope, is a large, relatively thin, and flat cable that connects the elevator control panel to the elevator cabin. Its function is crucial and vital, and it must be made of high-quality and sturdy materials to enhance elevator safety. Since this cable is in constant motion, moving up and down with the elevator cabin, it needs to be highly flexible. Elevator travel cables come in various types, such as 20,18,12 ,24 strands.



ELEVATOR DOOR LOCK

One of the most important uses of the elevator door lock is to hold the elevator car door closed during elevator movement to prevent any disturbances during the elevator's operation. Elevator doors come in various designs and types, including cabin doors, floor doors, automatic doors, semi-automatic doors, and finally, elevator louvered doors.



ELEVATOR BUFFER

The elevator buffer or shock absorber is considered one of the safety components of the elevator system. It is installed at the bottom of the elevator shaft, known as the pit, and at the center of gravity and the bottom of the cabin and counterweight. In case of a malfunction in the operation of all safety components of the elevator, the elevator buffer comes into play. Elevator buffers come in various types, including plastic, hydraulic, and spring-loaded buffers. They store or dissipate the energy applied to them and prevent severe damage resulting from unexpected elevator accidents.

GUSTAV WOLF

THE WORLD OF ROPES & WIRES

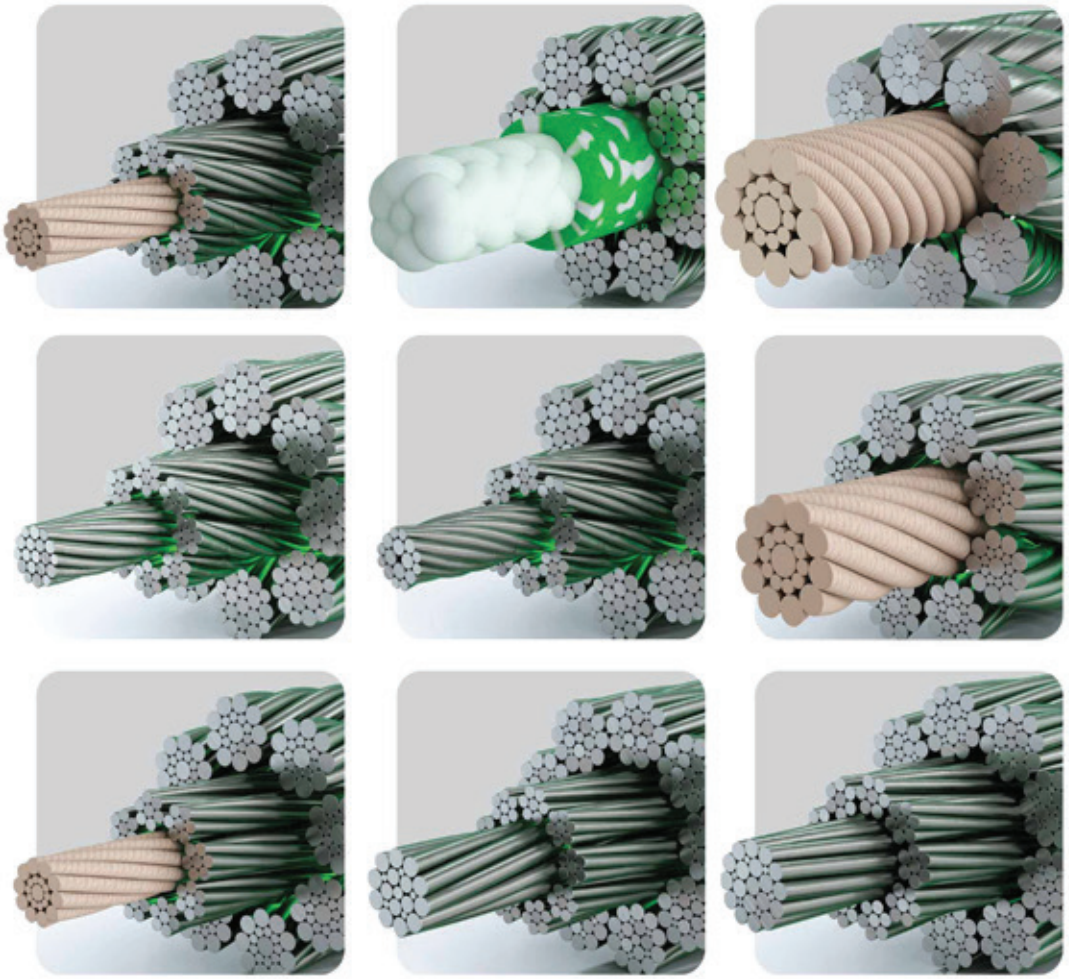

Rope type	rope diameter (mm)	calculated mass (kg/m)	min. breaking load (kN)	part-no.
819W	6	0,153	25,9	741306030
819W	6,5	0,170	31,5	741306532
819W	8	0,270	46,0	741308030
819W	9	0,340	58,8	741309033
819W	10	0,400	70,3	741310032
F7S	8	0,280	44,6	711208030
F7S	9	0,356	56,0	711209030
F7S	10	0,436	69,5	711210030

Savera

Savera Elevator Rail is the world's finest and highest-quality elevator rail compliant with the European Rail Manufacturing Standard (ISO 7465) owned by the renowned Savera Spain company. Savera Spain has now established four subsidiary companies, including Savera Elevator Rail, Selak Steel, EMESA Elevator Parts, and Innova Elevator Parts R&D Center, all based in Spain. This company has production factories and official sales centers for elevator rails on five continents worldwide. SAVERA ensures quality and better services by integrating the elevator rail production processes. It is the only elevator rail manufacturing company in the world that produces elevator rails using special raw materials from SELAK factories, a part of the Savera Group. The production process is closely monitored and controlled by experienced experts from the Savera Group. This unique advantage for Savera Elevator Rail also includes the production of raw materials needed for elevator rail production, as no other rail manufacturing facility in the world produces its own raw materials.

Distancia entre agujeros, placas y tornillos (mm)
Distance between holes, fishplates and bolts (mm)

		d		b_0	$b_1 \pm 0,20$	l_1 +3 -0	$l_2 \pm 0,20$	$l_3 \pm 0,20$	V +3 -0	Tornillo Bolt	Arandela Washer
Calibradas / Cold drawn	T45/A	9		50	25	160	65	15	8	M8X25	A-8
	T50A	9		50	30	200	75	25	8	M8X25	A-8
		d	d_1	b_0	$b_1 \pm 0,20$	l_1 +3 -0	$l_2 \pm 0,20$	$l_3 \pm 0,20$	V +3 -0	Tornillo Bolt	Arandela Washer
	T65/A	10,5	-	65	40	160	65	15	8	M10X25	A-10
	T70/A	13	26	70	42	250	105	25	10	M12x35	A-12
	T70-70-9/A	13	-	70	42	250	105	25	10	M12x35	A-12
	T75/A	13	26	70	42	250	105	25	10	M12x35	A-12
	T80-80-9/A	13	-	80	42	250	105	25	10	M12x35	A-12
	T82/A	13	26	80	50,8	216	81	27	10	M12x35	A-12
	T89/A	13	26	90	57,2	305	114,3	38,1	13	M12x40	A-12
	T90/A	13	26	90	57,2	305	114,3	38,1	13	M12x40	A-12
	T125-L1/A	17	33	130	79,4	305	114,3	38,1	18	M16x50	A-16
Cepilladas / Machined	T75/B	13	26	70	42	250	105	25	10	M12x35	A-12
	T76/B	13	26	70	42	250	105	25	10	M12x35	A-12
	T82/B	13	26	80	50,8	216	81	27	10	M12x35	A-12
	T89/B	13	26	90	57,2	305	114,3	38,1	13	M12x40	A-12
	T90/B	13	26	90	57,2	305	114,3	38,1	13	M12x40	A-12
	T114/B	17	33	120	70	305	114,3	38,1	18	M16x50	A-16
	T125/B	17	33	130	79,4	305	114,3	38,1	18	M16x50	A-16
	T127-1/B	17	33	130	79,4	305	114,3	38,1	18	M16x50	A-16
	T127-2/B	17	33	130	79,4	305	114,3	38,1	18	M16x50	A-16
	T140-1/B	21	40	140	92,1	380	152,4	31,8	28	M20x70	A-20
	T140-2/B	21	40	140	92,1	380	152,4	31,8	28	M20x70	A-20
	T140-3/B	21	40	140	92,1	380	152,4	31,8	38	M20x80	A-20

The key features of Savera Elevator Rail

Exceptional Quality: *Savera Elevator Rail stands out for its outstanding quality. It is manufactured with precision and adheres to strict standards.*

Cold Drawn Technology: *It utilizes the advanced cold-drawn technology in its manufacturing process. This technology ensures the rail's durability and reliability.*

Alloy Composition: *Savera Elevator Rail pays meticulous attention to the composition of alloys used in rail production, ensuring top-notch quality*

Resistance to Impact, Deviation, and Deformation: *These rails are engineered to withstand impacts, deviations, and deformations during transportation and installation*

High-Quality Materials: *Savera Elevator Rail is produced using high-quality and premium-grade materials, ensuring its longevity and reliability.*

Wear and Tear Resistance: *These rails are highly resistant to wear and tear, which is crucial for their long-term performance.*

Emergency Brake Linearity: *They exhibit excellent linearity when it comes to emergency brake lines, ensuring safety during operation.*







TECHNICAL CHARACTERISTICS

Monteferro Code	ISO Code	S cm²	q_1 kg/m	e cm	I_{xx} cm⁴	W_{xx} cm³	i_{xx} cm	I_{yy} cm⁴	W_{yy} cm³	i_{yy} cm
RT40	---	3,7	2,95	1,18	5,52	1,95	1,21	2,67	1,33	0,84
RT45	T45/A	4,25	3,34	1,31	8,08	2,53	1,38	3,84	1,71	0,95
RT50	T50/A	4,75	3,73	1,43	11,24	3,15	1,54	5,25	2,1	1,05
RT70	T70-2/A	10,52	8,26	2,02	47,43	9,63	2,12	23,13	6,61	1,48
RT80	---	13,56	10,65	2,32	80,2	14,21	2,44	38,83	9,7	1,69
RF50	---	7,07	5,55	1,70	17,36	5,26	1,57	7,02	2,81	0,99
RF70	T70-1/A	9,51	7,47	2,04	41,3	9,24	2,09	18,65	5,35	1,40
RF70.9	---	11,25	8,83	2,11	52,81	10,79	2,16	24,62	7,03	1,48
RF75	T75-3/A	10,99	8,63	1,86	40,35	9,29	1,92	26,49	7,06	1,55
RF65	---	6,24	4,9	1,71	20,09	5,44	1,79	10,92	3,36	1,32
RF82	T82/A	10,9	8,55	1,98	49,4	10,2	2,13	30,5	7,4	1,67
RF89	T89/A	15,7	12,3	2,02	59,52	14,25	1,95	52,4	11,8	1,83
RF90	T90/A	17,25	13,55	2,61	102	20,87	2,43	52,6	11,8	1,75

DIMENSIONS

Monteferro Code	ISO Code	b_2 mm	h_2 mm	h mm	k mm	n mm	c mm	g mm	f mm
Tolerances		±1,5	±0,75	±0,2	+0,1/-0	+0,1/0		±0,75	±0,75
RP 75	T 75-3/B	75	62	61	10	30	8	7	9
RP 78	---	78	56	55	10	26	7	6	8,5
RP 82	T 82/B	82,5	68,25	66,6	9	25,4	7,5	6	8,25
RP 89	T 89/B	89	62	61	15,88	33,4	10	7,9	11,1
RP 90	T 90/B	90	75	74	16	42	10	8	10
RP 114	---	114	88,9	88	15,88	38	9,5	7,9	11,1
RP 125	T 125/B	125	82	81	16	42	10	9	12

CONAI®

ESCALATOR *imports*

Owj Resan Company, in 2015, with the management team's visit to several industrial countries to assess the quality of escalators and moving walkways from various companies, found CONAI (CONAI) suitable for this purpose in various aspects and began importing from this company by obtaining representation for Iran. Since 2015 , Owj Resan has rapidly expanded the sales and installation of escalators. The high quality of their escalators has resulted in customer satisfaction and increased demand for their products. CONAI, a company specializing in escalators and elevators, has been active in this industry for 15 years since 2005. Headquartered in the city of Chongqing, China, this company has the capacity to produce over 5000 escalator units annually and guarantees the delivery of 100% of the ordered products to customers. The professional team at CONAI consists of 19 original equipment manufacturers (OEMs) and elite personnel who leverage technological support, service integration, marketing, after-sales service, procurement, and operations. The company's primary goal is to provide high-quality services, and it adheres to certifications such as CE, CSA, and other standards to ensure the safety and performance of its escalators in the international market.



TYPES OF **ESCALATOR** MODELS



TYPES OF **ESCALATOR** MODELS

1/ Moving Walkways

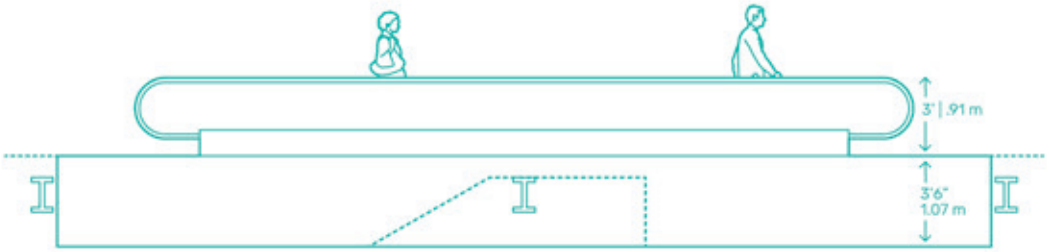

A ramp, or the moving walkway, is a device used to navigate surfaces that are either at the same level or have a slight height difference. Airports, reputable stores, passenger terminals, pilgrimage sites, tourist destinations, and more provide suitable environments for the use of ramps. When designing and implementing ramps, one crucial aspect to consider is that the slope angle of the moving walkway or ramp should not exceed 12 degrees relative to the horizontal line. They are available and can be produced at angles of · degrees (flat walkway) and 12 degrees.


CONAI
Moving Walkways
ESCALATOR
CAUTION

TYPES OF **ESCALATOR** MODELS

2/ Single Crossing Escalators

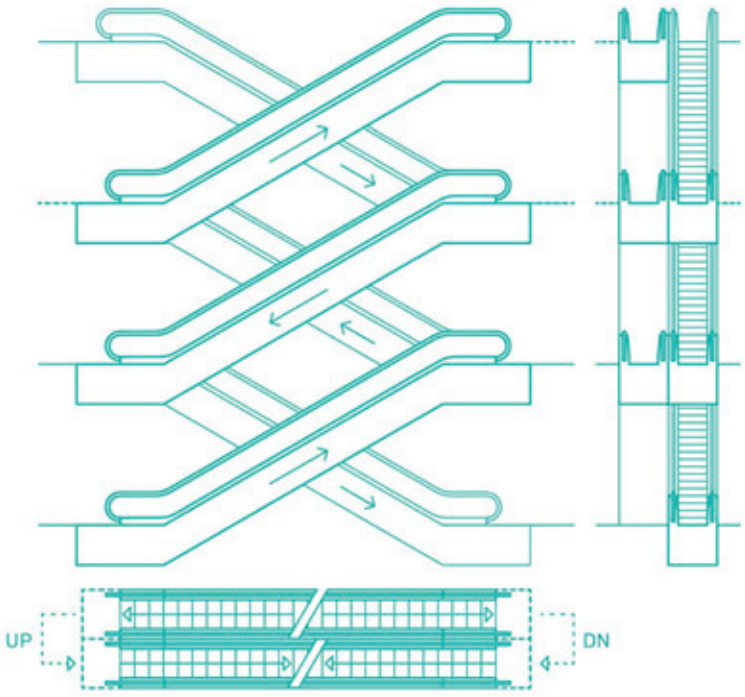

Single Crossing Escalators provide the most efficient means of uninterrupted passenger transportation. They have the greatest impact in locations where there is a need for rapid movement between levels. The use of single-crossing escalators leads to a reduction in crowd congestion on escalator landings, making them particularly recommended for densely populated areas and high-passenger-traffic zones, such as office buildings, service facilities, and large shopping centers. They are available at angles of 30 degrees and 35 degrees.



Single Crossing Escalators
ESCALATOR

TYPES OF **ESCALATOR** MODELS

3/ Single Discontinuous Escalators

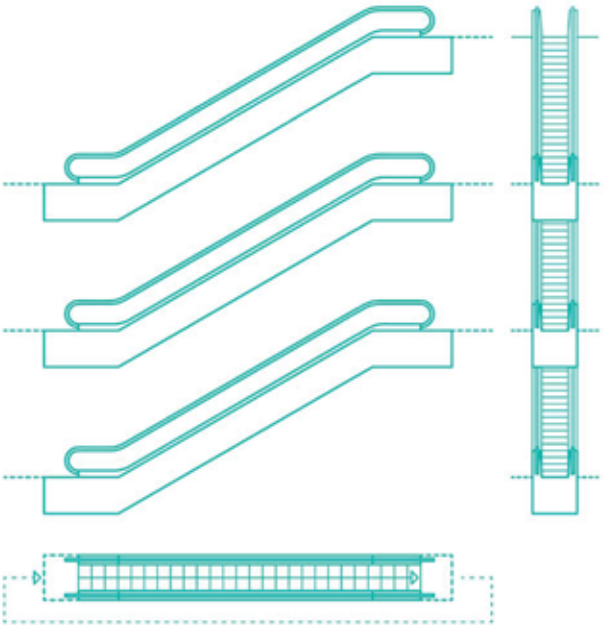

Single Discontinuous Escalators connect surfaces in one direction without interruptions. This strategy performs most efficiently in confined spaces but may not be suitable for individuals who need rapid movement between levels. The most common deployment strategy for escalators is the single-lane configuration. In this layout, passengers must take a short detour to reach the next escalator. Strategically, this short detour can stimulate purchases and lead to increased sales. For this method to work in both directions, it requires the installation of a fixed staircase, an elevator, or the incorporation of an escalator on the opposite side of the complex. These escalators are available at angles of 30 degrees and 35 degrees.


CONAI
Single Discontinuous Escalators
ESCALATOR

TYPES OF **ESCALATOR** MODELS

4/ Single Continuous Escalators

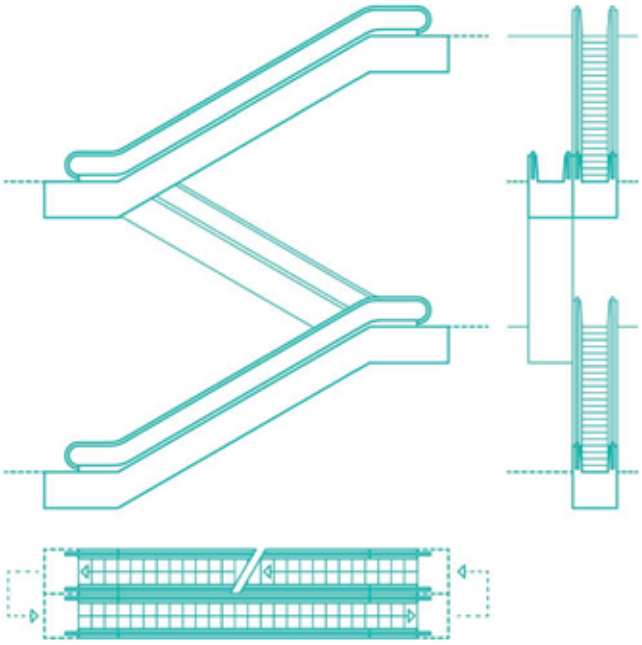

Single Continuous Escalators, by connecting surfaces seamlessly without gaps and with one-way circulation to the next escalator landing, provide quick access to the building's subsequent levels. In contrast to discontinuous layouts, continuous designs offer fast and efficient movement between different levels. While single continuous escalators only offer movement in one direction, they can be combined with parallel continuous systems or discontinuous configurations. Single continuous escalators should be utilized in spaces where speed and efficiency are top priorities. They are available and can be provided at angles of 30 degrees and 35 degrees.



Single Continuous Escalators

ESCALATOR

TYPES OF **ESCALATOR** MODELS

5/ Paired continuous Escalators

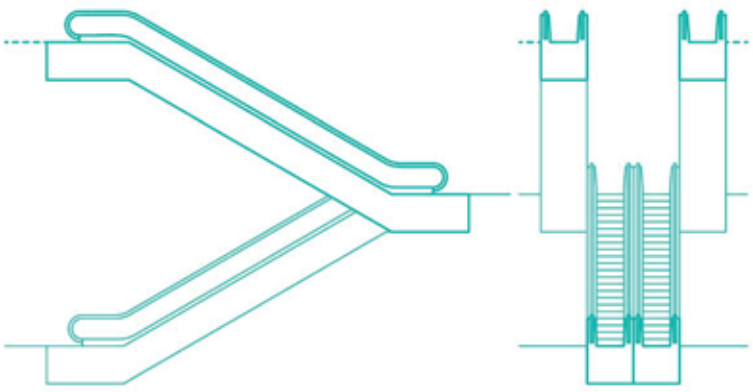



Paired Continuous Escalators combine two sets of single continuous escalators side by side. Although this system may not be efficient in confined spaces, it creates a unified and practical destination within a single level, allowing for quick access to other levels. This strategy works best in large stores and public transportation hubs that require rapid and high-volume movement and have no spatial constraints. They are available and can be produced at angles of 30 degrees and 35 degrees.


CONAI
Paired continuous Escalators
ESCALATOR

TYPES OF **ESCALATOR** MODELS

6/ Paired Discontinuous Escalators

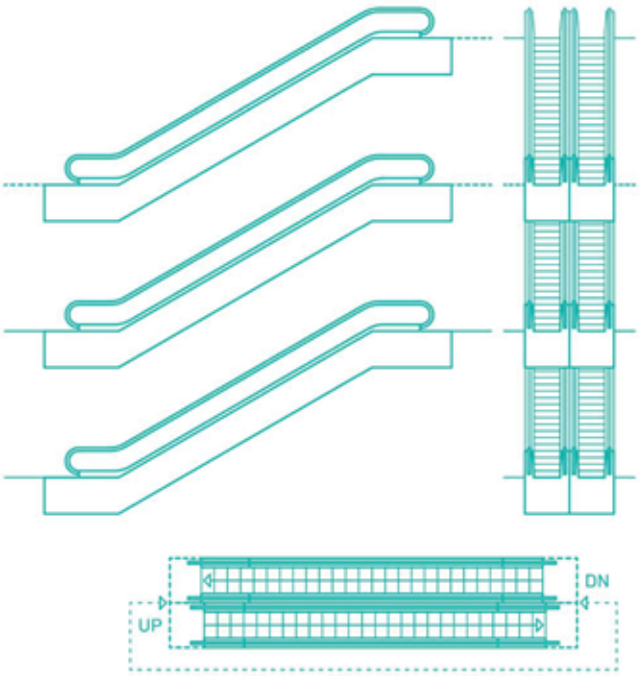

Paired Discontinuous Escalators connect surfaces in both directions. Similar to single discontinuous escalators, with the difference that the adjacent escalator moves in the opposite direction. This strategy is not efficient for individuals looking for rapid movement between levels, as it requires the user to move in the opposite direction to continue. Paired Discontinuous Escalators are typically used in small stores and retail centers, where customers spend more time in the shopping area. They are available and can be produced at angles of 30 and 35 degrees.


CONAI
Paired Discontinuous Escalators
ESCALATOR

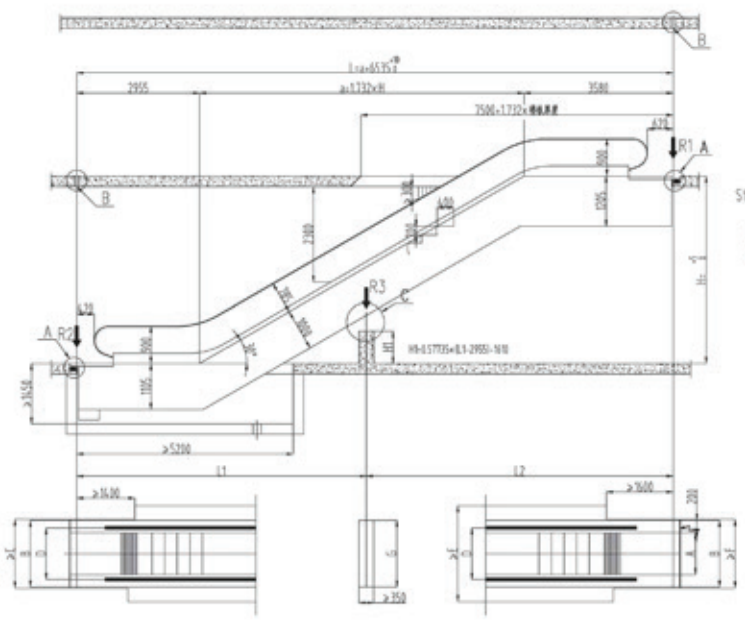

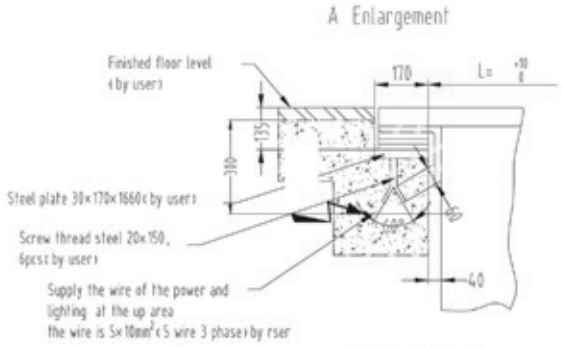



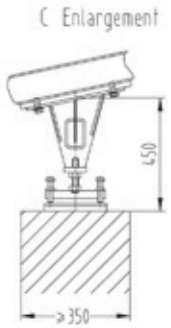

CONAI®

▲ 30 degree escalator with three fixed horizontal steps

L(mm) =(1.732*H)+4765+980

▼ 30 degree escalator with two fixed horizontal steps

L(mm) =(1.732*H)+4765

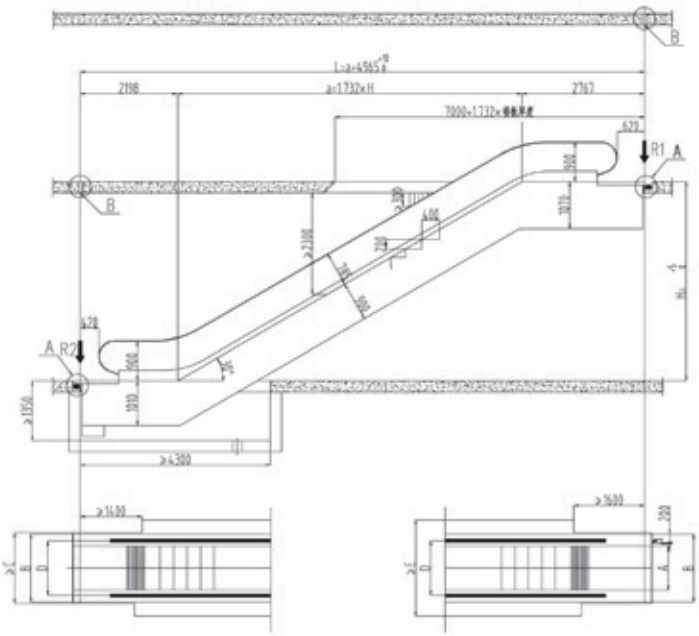

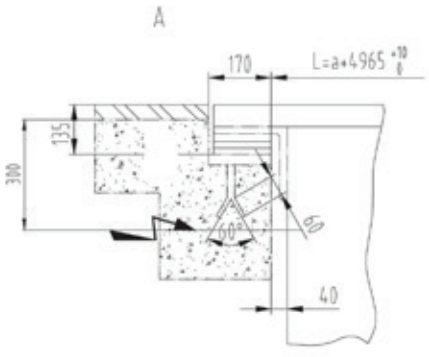

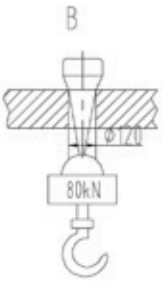

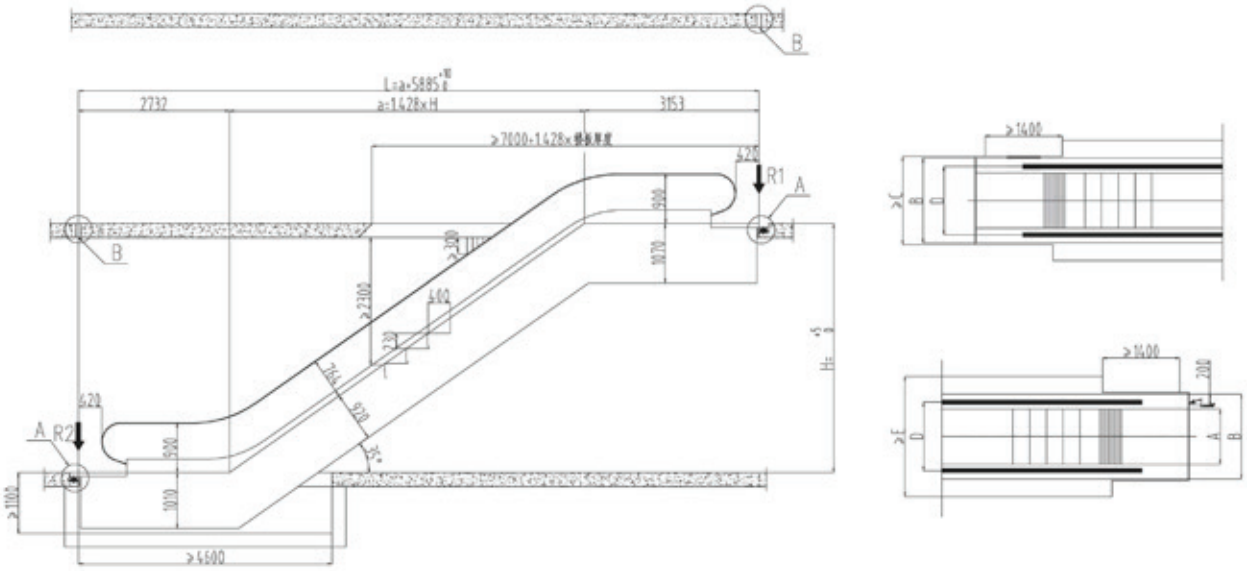

35 degree escalator with three fixed horizontal steps

L(mm) =(1.428*H)+4905+980

35 degree escalator with two fixed horizontal steps

L(mm)=(1.428*H)+4905

CONAI®

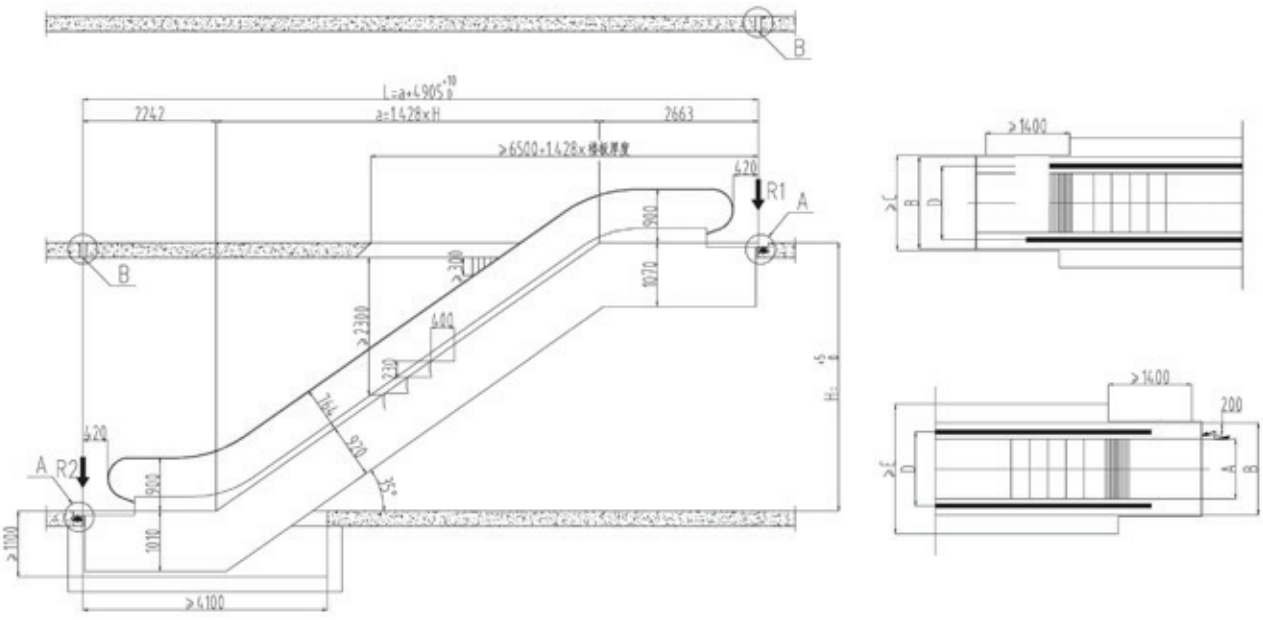

ESCALATOR

ESCALATORS ARE CONTINUOUSLY CIRCULATING MOTORIZED STAIRWAYS THAT MOVE PEOPLE BETWEEN FLOORS OF A BUILDING. OFTEN USED IN CONJUNCTION WITH ELEVATORS, ESCALATORS PROVIDE A CONVENIENT, EFFICIENT, AND COMFORTABLE MEANS OF TRAVEL FOR PEOPLE NEEDING TO ASCEND OR DESCEND THROUGH LIMITED SETS OF LEVELS.

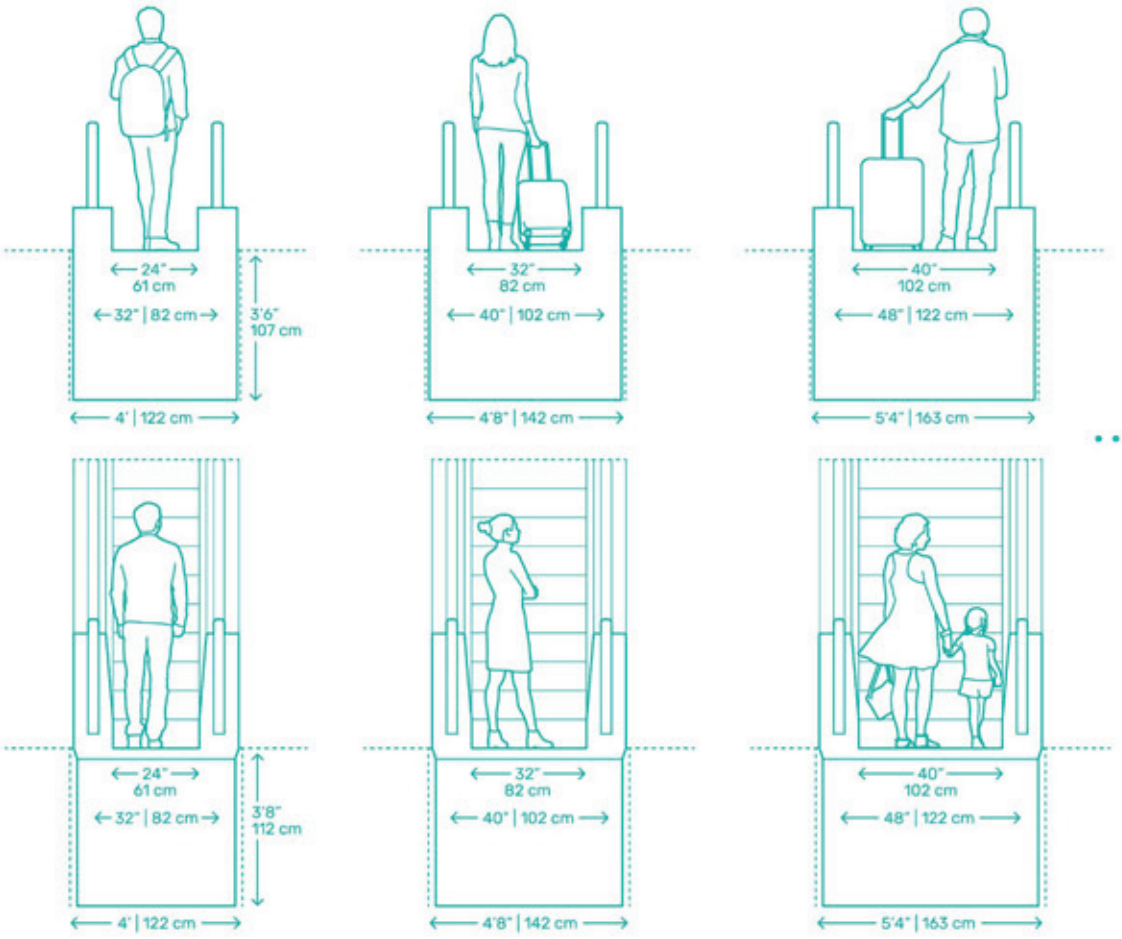

Standard escalators are designed in three different widths: 60 centimeters, 80 centimeters, and 100 centimeters. These are the usable widths of the escalator, and to calculate the required space, you should add 60 centimeters to this usable width. The most common design for escalators is the -80 centimeter width. In these escalators, if one person is standing on a step, the next person can easily pass by. However, it may be challenging for two people to stand side by side on one step. In escalators with a width of 100 centimeters, it's easy for two people to stand on one step or even carry small hand carts. That's why escalators with a- 100 centimeter width are usually used in large stores and shopping centers.

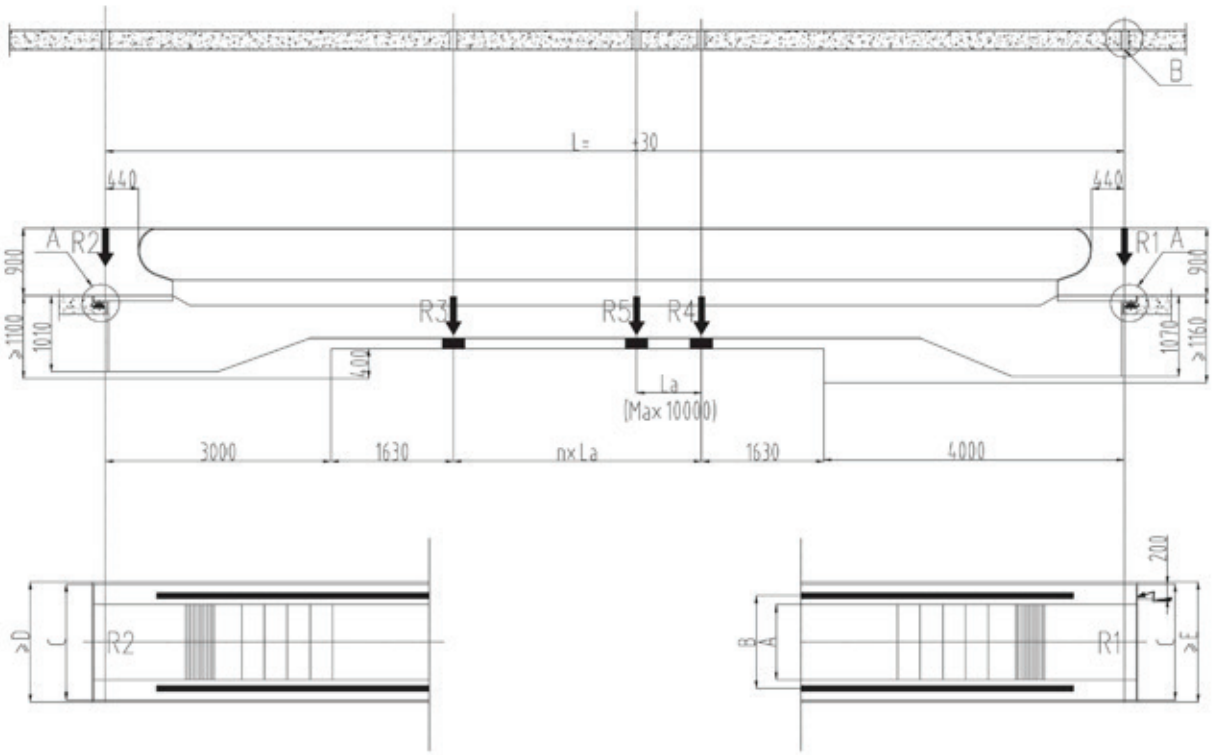

Moving Walkway - Horizontal (0 Degree)

L(mm) =(1.428*H)+4905+980

Moving Walkway - 12 Degree

L(mm)=(1.428*H)+4905

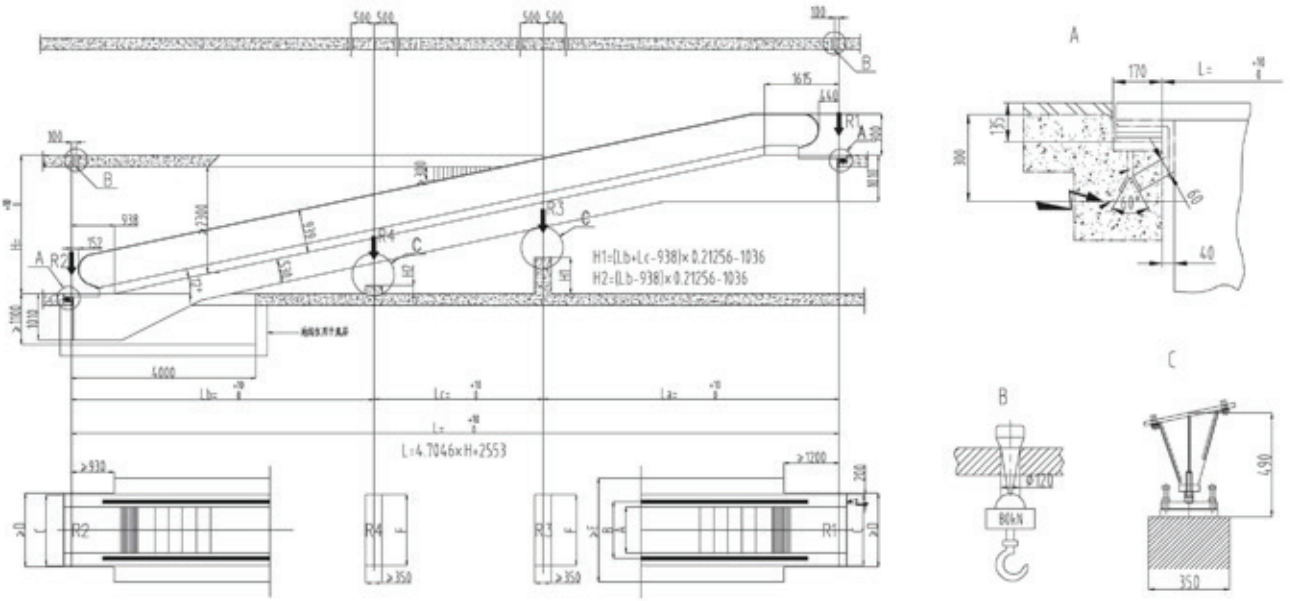


CONAI
TYPES OF
ESCALATOR
















TYPES OF ESCALATOR

OWJ RESAN



INSTALLATION

The process of executing projects at Owj Resan Elevator and Escalator Company in Tabriz is typically based on customer orders. It begins with the determination of the number of floors or stations and the dimensions of the elevator pit, considering the environment where the order will be implemented. The initial price estimate is provided to the customer. After reaching an agreement between the customer and the contractor, the following stages are carried out sequentially, leading to the commissioning and delivery of the project to the customer. The work execution stages at Owj Resan include:

The stages of work execution at Owj Resan include

* *Feasibility study and project evaluation*
* *Necessary measurements*
* *Providing blueprints and calculations*
* *Delivery of a preliminary invoice and temporary contract*
* *Final contract signing*
* *Installation and execution of elevator structure*
* *Installation of guide rails and doors*
* *Installation and execution of elevator mechanical components*
* *Supervision and completion of construction and building work*
* *Inspection and quality approval of the elevator in three stages*
* *Commissioning and delivery to the Standards Organization*
* *Quality certificate issuance and settlement of accounts*
* *Maintenance and support Contract signing and*



& Success Satisfaction

Quality check of installation and parts according to elevator safety regulations

Start-Up:
Sending and installing the cabin Preparation of the shaft for the start-up elevator

Cabin Manufacturing:
Cabin order Request decorations elevator shaft preparation

Preparation :
Sending door, rail and motor
Installation of door, rail and machine

Contract:
Visit the project
prepare a technical drawing
Obtaining approval of the drawing
Order door, rail and machine

Before signig contract:
Visiting the elevator installation site
Traffic time calculation
Consulting with the employer to choose the best and most suitable system
Preparation of preliminary drawings to prepare the installation site



SERVICE & MAINTENANCE

Many of us think that choosing and installing the best elevator in our building is the most important and final part of elevator installation. However, the most crucial part, namely elevator maintenance and servicing, begins after installation. The value that elevators provide to you is directly related to how they are maintained. Controlled and preventive programs, elevator repair and maintenance services from Owj Resan Tabriz help customers save on costs and minimize downtime by avoiding breakdowns, costly repairs, and unplanned component replacements. Our elevator repair, maintenance, and servicing programs are specifically designed to ensure systems continuously operate with troubleshooting and issue resolution. For optimal performance, your elevator system requires regular inspection and testing. Failure to perform routine inspections by a qualified elevator professional can result in shutdowns and safety concerns, ultimately leading to safety hazards. Regular elevator repair, servicing, and maintenance, along with thorough health checks, increase the overall lifespan and functionality of your elevator. Elevator breakdowns can be highly inconvenient for tenants and come with substantial repair costs. Therefore, it is essential to conduct regular evaluations of your elevator to prevent any issues and unpleasant surprises.



The most common services in elevator maintenance include

Safety Inspection and Assessment: *Necessary inspections are conducted in accordance with local regulations.*
Lubrication: *Ensuring smooth elevator operation requires proper lubrication of railings, suspension systems, and safety mechanisms.*
Performance Evaluation: *Regular mechanical tests of the elevator control system, acceleration and deceleration systems, and all safety specifications.*
Check: *A review of the elevator's mechanical condition, including gear replacements, brakes, bearings, or cables. These services are essential to maintain the safe and efficient operation of elevator systems, complying with industry standards and safety regulations.*

Elevators require adherence to technical principles for proper functionality, ensuring their efficiency remains uncompromised while delivering the highest quality. Even with high-quality equipment used in elevator construction, the possibility of malfunction or breakdown still exists, necessitating the presence of experienced specialists who can provide the best services in the shortest time.



The largest complex of elevators and escalators in the northwest of IRAN

Leading in the design and installation of elevators and escalators in Iran













ELEVATOR & ESCALATOR

INSTALLATION

OWJ RESAN















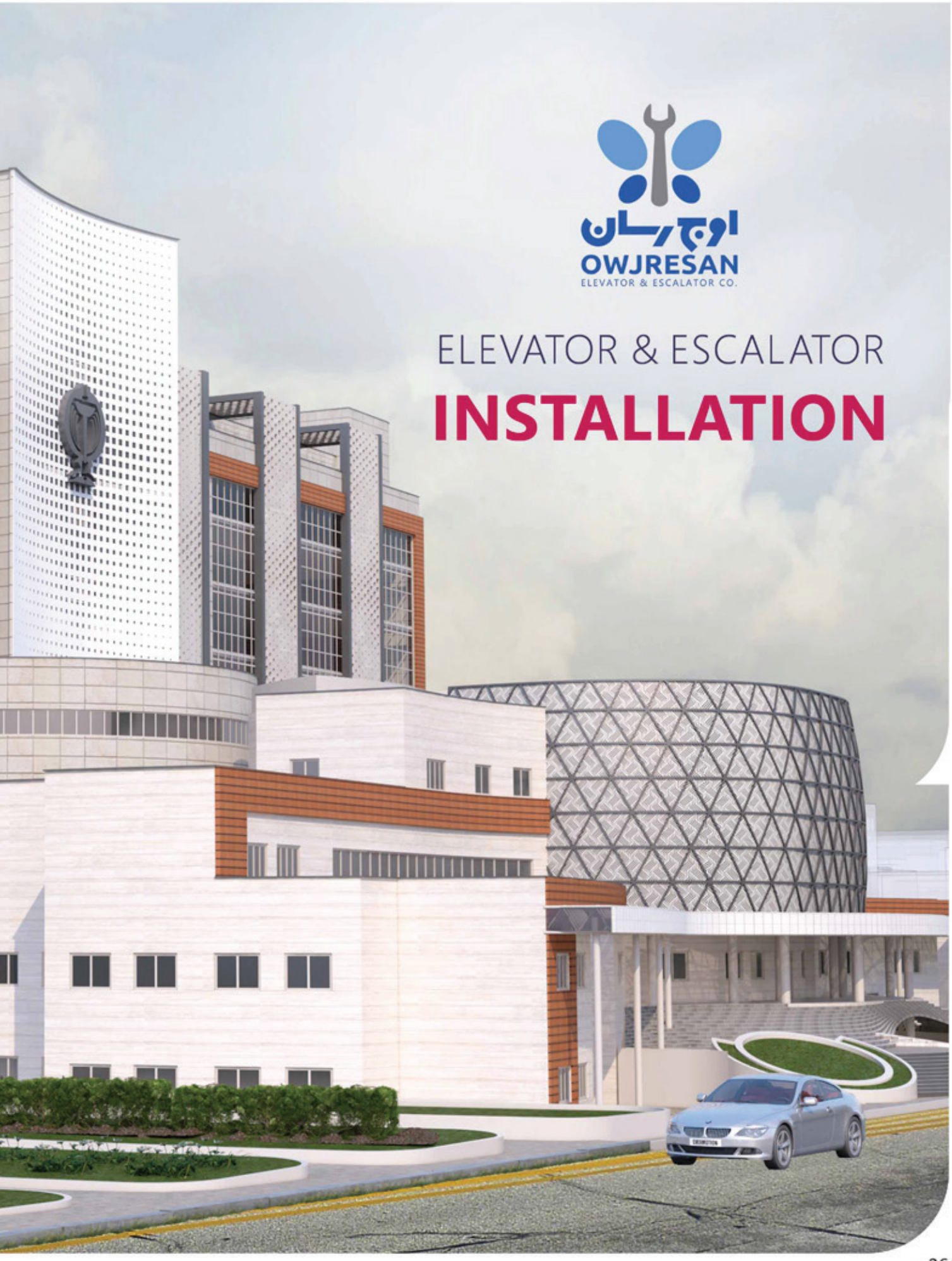
اوج رسان
OWJRESAN
ELEVATOR & ESCALATOR CO.
ELEVATOR & ESCALATOR
INSTALLATION

OWJRESAN
ELEVATOR & ESCALATOR CO.



Mehdi Nedai
Chairman of the Board



Mohammad Nadai
Board member and CEO



Majid Nedai
Vice Chairman of the Board of Directors

Owj Resan Tabriz has always strived to update its products and services each year in line with cutting edge global technologies, staying at the forefront of production, supply, and service provision. One of the notable goals of this company is the preparation of services using AR and VR technologies, which have gained more momentum, especially in the elevator and escalator industry. The importance of this matter has been highlighted, particularly during the COVID-19 pandemic, and there is a growing interest in this technology. The managers of Owj Resan Tabriz, through careful and technical infrastructure development, coupled with knowledge aligned with the latest global technologies like augmented reality (AR) and virtual reality (VR), are poised to bring positive news to their customers and partners in the near future.

« ALWAYS BE AT THE TOP WITH US »



جمهوری اسلامی ایران
وزارت صنعت، معدن و تجارت

شناسه کسب و کار: ۱۱۴۹۱۴۳۴۵۸۰۶
شماره: ۵۰۸۵
تاریخ: ۱۴۰۱/۰۳/۱۷

جواز تاسیس

ویژه تولید - طراحی - مونتاژ
ایجادی

به موجب این جواز به شرکت **اوج رسان تبریز (سهامی خاص)** ثبت شده به شماره **۱۴۹۶۷** مورخ **۱۳۸۲/۰۹/۰۴** با شناسه ملی **۱۰۲۰۰۲۰۷۳۹۹** در اداره ثبت شرکت ها و موسسات غیرتجاری اجازه داده می شود:

	محصول	به شماره کد	و ظرفیت سالیانه
۱	موتور گیربکس آسانسور	۲۹۱۳۴۱۲۳۸۰	۶۰۰۰ دستگاه
۲	آسانسور با موتور گیربکس دار	۲۹۱۵۴۱۲۳۰۲	۳۰۰ دستگاه
۳	پله برقی	۲۹۱۵۴۱۲۳۰۶	۱۲۰ دستگاه
۴	درب آسانسور	۲۹۱۵۵۱۲۲۶۸	۸۰۰۰ عدد
۵	کابین آسانسور	۲۹۱۵۵۱۲۲۶۹	۱۰۰۰ عدد

بقیه محصولات به پیوست می باشد.

در استان **آذربایجان شرقی** شهرستان **شبستر** شهر شبستر یکی از شهرکهای صنعتی نسبت به احداث واحد صنعتی با مشخصات ذیل اقدام نماید.

کل سرمایه ثابت **سیصد و هشتاد و سه هزار و ششصد (۳۸۳،۶۰۰)** میلیون ریال

تعداد کارکنان **هشتاد و پنج (۸۵)** نفر (در زمان بهره برداری کامل)

تولیدی **هشتاد و پنج (۷۵)** نفر پشتیبانی **ده (۱۰)** نفر

ارزش ماشین آلات داخلی **یکصد و هشتاد و شش هزار و سیصد (۱۸۶،۳۰۰)** میلیون ریال

ارزش ماشین آلات خارجی **سیصد و شانزده (۳۱۶)** هزار یورو

مساحت زمین **چهار هزار و پانصد (۴۵۰۰)** متر مربع ..... سطح زیر بنا **سه هزار و ششصد (۳۶۰۰)** متر مربع

توان برق **دویست و پنجاه (۲۵۰)** کیلو وات ..... آب مصرفی **یک هزار و دویست (۱۲۰۰)** متر مکعب در سال

سوخت مصرفی سالیانه :

گاز طبیعی **یکصد و بیست هزار (۱۲۰۰۰۰)** متر مکعب ..... نفت گاز **صفر (۰)** لیتر ..... نفت کوره **صفر (۰)** لیتر

پیش بینی مدت اجرای طرح ۱۲ ماه

صابر برنیان
مدیرکل صنعت، معدن و تجارت استان آذربایجان شرقی

LICENSE TO ESTABLISH owjresan



جمهوری اسلامی ایران
وزارت صنعت ، معدن و تجارت

شماره: ۷۳۸۹۷
تاریخ: ۱۳۹۸/۰۷/۲۰

شناسه کسب و کار:	۱۱۹۶۱۰۵۴۵۰۰۶
تاریخ بهره برداری:	۱۳۸۶/۰۷/۲۲

پروانه واحد طراحی و مونتاژ آسانسور

با توجه به مدارک تخصصی و تجربی ارائه شده از سوی شرکت **اوج رسان تبریز** و امکانات فراهم آمده و نظر به کسب امتیاز **۱۰۰** از ۱۰۰، طبق ارزیابی انجام شده، بدینوسیله به موجب این پروانه ، آن شرکت با شماره ثبتی **۱۴۹۶۷** و شناسه ملی **۱۰۲۰۰۲۰۷۳۹۹** با رعایت کلیه قوانین و مقررات مرتبط و رعایت استانداردها و ضوابط ایمنی مربوط به صنعت آسانسور، مجاز به انجام مجموعه فعالیت های طراحی، محاسبه، تامین قطعات وتجهیزات، نصب و راه اندازی آسانسور در محل(مونتاژ) و ارائه خدمات پس از فروش آسانسورهای نصب نموده، می باشید.

محل استقرار شرکت:

استان: آذربایجان شرقی، شهرستان: تبریز ، ولیعصر – خیابان همافر غربی – مجتمع تجاری اطلس – طبقه ۱۱ – واحد ۱۰

این پروانه با توجه به قوانین پروانه بهره برداری به شماره ۲۲۲۰۷ مورخ ۲۲/۰۷/۱۳۸۶ صادر و جایگزین آخرین پروانه بهره برداری به شماره ۵۳۹۳۲ مورخ ۲۴/۰۹/۱۳۹۵ می گردد.

مدت اعتبار این پروانه از تاریخ صدور به مدت ۳ سال می باشد و پس از انقضاء اعتبار پروانه صرفا در صورت تمدید آن از سوی سازمان صنعت، معدن و تجارت استان شرکت می تواند به فعالیت خود ادامه دهد.

حبیب امین زاده قوی فکر
رییس سازمان صنعت، معدن و تجارت استان آذربایجان شرقی

تذکر: توضیحات لازم در پشت پروانه درج شده است.





www.owjresan.com



ANKA BRAND
ankabrand.com

Implementation: Anka Brand Company
Graphic Designer : Sajad Mahdizadeh
3D designer & Editor : Mohammad Zarei
Thanks to : Dr.Ali Karbasi

Fall 2023



www.owjresan.com